



Federal
**HUMAN
TRAFFICKING** *Report*



A publication of

The
HUMAN
TRAFFICKING
INSTITUTE



Federal
**HUMAN
TRAFFICKING** *Report*

Primary Authors:

Alyssa Currier

Kyleigh Feehs

Case Example Authors:

Betsy Hutson

Lindsey Roberson

Graphic design by Amy Nelson, Roaring Jellyfish Designs
Cover photo by Timon Studler on Unsplash

A project of the Human Trafficking Institute
Copyright © 2019 by Human Trafficking Institute. All Rights Reserved

ACKNOWLEDGMENTS

The Human Trafficking Institute (“Institute”) acknowledges that many individuals participated in the development of this Report. Specifically, the Institute is grateful for the work of the following individuals:

PROJECT ATTORNEYS

| | | |
|-----------------|----------------|---------------------|
| Nicole Banister | Angela Gray | Hadley Rose |
| Nicholas Dale | Annie Khan | Kelsey Six |
| Kyle Delbyck | Renee Pierson | Elizabeth Topolosky |
| Shyrisa Dobbins | Kylee Reynolds | |

THE 2018-2019 DOUGLASS FELLOWS CLASS

Alana Broe, *University of Virginia School of Law*
Jasmine Dela Luna, *University of Chicago Law School*
Emma Eastwood-Paticchio, *Stanford Law School*
Sarah Hamill, *Pepperdine University Law School*
Whitney Kramer, *Harvard Law School*
Meghan Poole, *Boston University School of Law*
Jessica Skocik, *University of Notre Dame Law School*

INSTITUTE STAFF

Victor Boutros, *Chief Executive Officer*
Ariana Hadden, *Archer Fellow*
Cassandra Jo Murphy, *Former Kennedy Fellow*
Kelli Ross, *Chief of Staff*

The Institute would like to give a special acknowledgement to Taylor King, *Communications Associate*, for her management of the Salesforce Database and her assistance in the compilation of data for the Report.

THE INSTITUTE WOULD ALSO LIKE TO THANK:

The agencies, organizations, and survivor leaders who provided valuable feedback and recommendations for this Report.

McGuireWoods LLP for allowing the Institute to use *Ross v. Jenkins* as the civil case example.

The Long Family Foundation for its generous support of the Institute’s thought leadership.

TABLE OF CONTENTS

Executive Summary i

Introduction.....1

Criminal Human Trafficking Cases.....5

Civil Human Trafficking Cases.....49

Methodology & Terminology63

Appendix..... 77

 Topical Lists..... 78

 Year-Over-Year Charts.....80

 Federal Judicial District Tables84



The Human Trafficking Institute

April 10, 2019

Dear Reader,

Last year, we released our first *Federal Human Trafficking Report* (“Report”) to capture and analyze what federal courts in the United States are doing to combat human trafficking. The 2017 Report captured wide-ranging information about every human trafficking case that federal courts handled in 2016 and 2017 with the goal of providing objective data to inform discussions by policymakers, researchers, journalists, and nonprofit leaders. We have been encouraged by the response. The 2017 Report was used as a resource for news stories, in reports by leading nonprofit organizations, and by government agencies and international organizations. One government leader described the Report as the most reliable cross section of human trafficking data within the United States.

In the coming years, we are committed to making the Report an even more useful tool. For the 2018 Report, in response to several requests, we pulled data from a few significant years in federal human trafficking law and enforcement. We added cases that were initiated in 2000, when the Trafficking Victims Protection Act (TVPA) was enacted and the following year, 2001. We also added cases that were initiated in 2007 and 2008 to capture data from the first two years of the Human Trafficking Prosecution Unit’s existence, as well as one of the years when the TVPA was reauthorized. Our reporting on those years is limited to cases that were initiated; however, it does provide some helpful context to see how the numbers have changed since the enactment of the TVPA. In future Reports, we hope to pull data from other years to provide a more comprehensive picture of how federal efforts to hold traffickers accountable have developed.

In addition, following the publication of the 2017 Report, we created one-page overviews that summarized an individual state’s federal efforts to combat trafficking. Last year, we published 18 state summaries. This year, we will be publishing state summaries for all 56 U.S. States and Territories.

Last year, we also announced the launch of www.TraffickingMatters.com, which we hope will serve as a premier hub for human trafficking data and research. Trafficking Matters not only houses the Report and state summaries, but also trending cases, news stories, and reports from a wide array of government agencies, multilateral organizations, and nonprofit organizations.

We believe these resources represent an important step forward in our understanding of human trafficking cases, and we are grateful for the opportunity to collaborate with government agencies, non-governmental organizations, and survivors during the collection and analysis of this data.

Sincerely,



Victor Boutros
Institute Cofounder & Chief Executive Officer



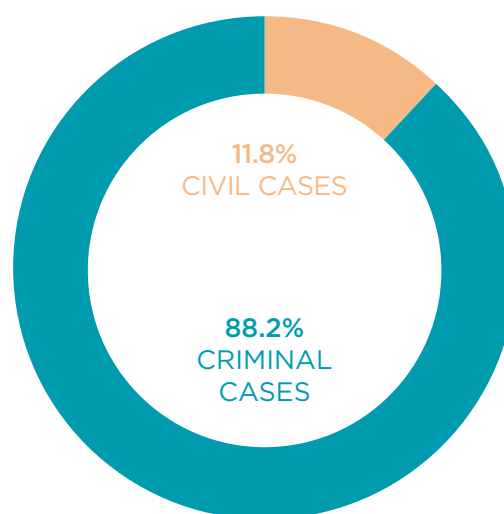
EXECUTIVE SUMMARY

Holding human traffickers accountable through criminal investigations and prosecutions, as well as civil lawsuits, is a crucial element of an effective, victim-centered approach to combating human trafficking. Human traffickers are economically motivated, compelling people to work or to engage in commercial sex for the trafficker's own profit. The Trafficking Victims Protection Act (TVPA) of 2000 criminalizes this form of exploitation at the federal level and has provided increasingly more protection for victims over time. The TVPA provides, *inter alia*, mandatory victim restitution and the option for victims to sue their traffickers civilly.

In 2017, the Human Trafficking Institute ("Institute") published the first *Federal Human Trafficking Report*, an exhaustive review of federal efforts to hold traffickers accountable for their exploitative conduct. The 2018 *Federal Human Trafficking Report* ("Report") is a continuation of the Institute's efforts to provide comprehensive data about every criminal and civil human trafficking case that federal courts handle each year. The Report's findings are not a prevalence estimate of human trafficking within the United States, but instead, serve as an objective summary of how the federal court system is used to combat human trafficking.

In 2018, there were a total of 771 active human trafficking cases in federal courts across the United States. The majority (88.2%) of the active human trafficking cases were criminal prosecutions. The remaining 11.8% of the active human trafficking cases were civil suits.

2018 ACTIVE CASES



CRIMINAL CASES

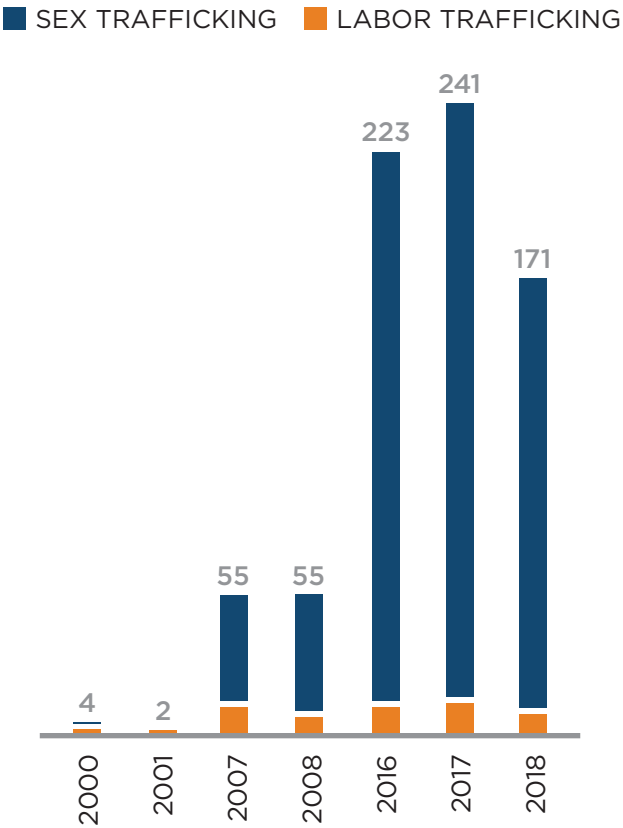
In 2018, the government initiated 171 criminal human trafficking cases in federal courts. Ninety-five percent of the initiated cases were sex trafficking cases, and 4.7% were labor trafficking cases. This represents a 29% decrease in the number of initiated cases from the 241 new criminal cases in 2017.

Since the TVPA was enacted in 2000, the number of human trafficking cases prosecuted has increased dramatically. In 2000, the federal government initiated four human trafficking cases. In 2007, the year the Justice Department formed the Human Trafficking Prosecution Unit, initiated federal prosecutions jumped to 55 new cases. Although the number of sex trafficking prosecutions charged by the federal government each year has greatly increased since the enactment of the TVPA, the number of new labor trafficking cases has remained relatively stagnant.

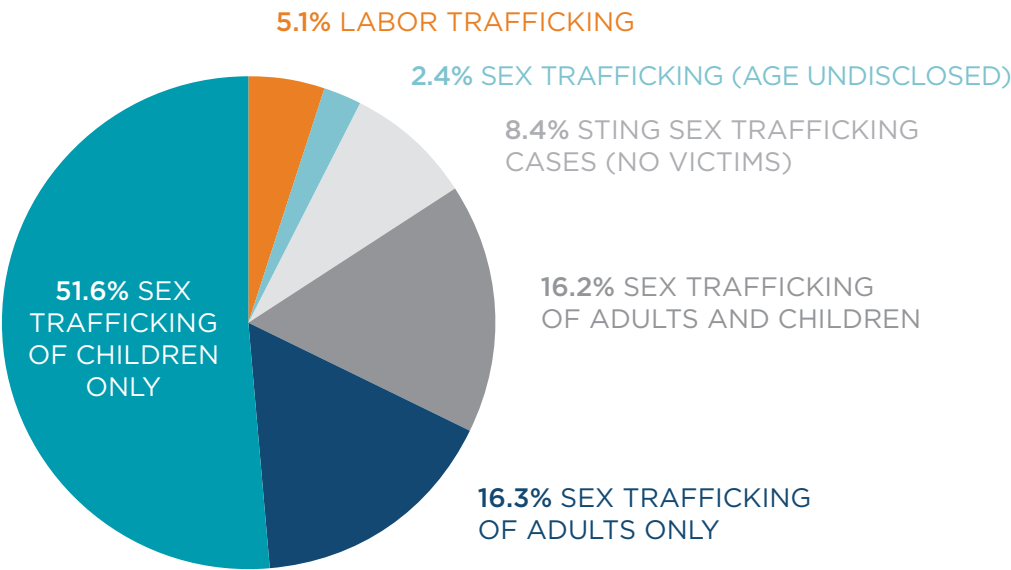
CASE TYPE

Over half (51.6%) of the criminal human trafficking cases active in 2018 were sex trafficking cases involving only child victims. The remaining 48.4% of the criminal cases were sex trafficking cases involving only adult victims (16.3%), sex trafficking cases involving adult and child victims (16.2%), sex trafficking sting cases without identified victims (8.4%), sex trafficking cases where the age of the victim was undisclosed (2.4%), and labor trafficking cases (5.1%).

INITIATED CRIMINAL CASES



2018 CRIMINAL CASES BY CASE TYPE



BUSINESS MODELS

Criminal defendants used the internet to solicit buyers of commercial sex in 87.7% of the sex trafficking cases active in 2018.ⁱ Of these cases, public sources identified Backpage as a platform used to solicit buyers in 300 cases. The number of cases involving Backpage dropped 18.3% from 2017, following the shutdown of Backpage in April 2018. Only 5.3% of the sex trafficking cases active in 2018 involved commercial sex being marketed on a street or track known for prostitution. This is a slight decline from the 6.6% of sex trafficking cases that involved street-based commercial sex in 2017.

In 2018, labor trafficking defendants most commonly compelled victims to work as domestic servants. Of the labor trafficking cases active in 2018, 38.7% involved domestic work, where victims were forced to provide house cleaning, childcare, and other household tasks.ⁱⁱ The other top industries where defendants commonly compelled victims to work included food services or restaurant labor (19.4%), farming or agricultural labor (12.9%), and construction labor (12.9%). These were the same top four business models as in 2017.

METHODS OF COERCION

Traffickers frequently use a combination of coercive tactics to compel a victim to provide sex or labor. In 2018, evidence in over half (56.2%) of the sex trafficking cases indicated that a defendant used physical violence to force a victim to engage in commercial sex.ⁱⁱⁱ In addition to violent methods of coercion, traffickers commonly rely upon more subtle forms of coercion to control their victims. Of the sex trafficking cases active in 2018, 42.6% involved a defendant threatening to use violence against a victim, 25.4% involved a defendant verbally or emotionally abusing a victim, and 23.3% involved a defendant placing a victim in physical isolation in order to coerce the victim to engage in commercial sex. Defendants in over one-third (36.2%) of the active sex trafficking cases allegedly induced a substance addiction, or exploited an existing addiction, as a method to control a victim.

The most common methods of coercion used by defendants in labor trafficking cases active in 2018 were the withholding of pay (60%) and threats of physical abuse (60%).^{iv} In 57.1% of the cases, defendants used physical violence to coerce a victim to work or provide services. Non-physical methods of coercion targeting migrant populations appeared in public sources more frequently in labor trafficking cases than sex trafficking cases. For example, 51.4% of labor trafficking cases included evidence that a defendant threatened a victim would be deported if he or she did not comply with the defendant's demands. In comparison, only 2.6% of sex trafficking cases mentioned a defendant's threat of deportation as a method of coercion.

LABOR TRAFFICKING DEFENDANTS MOST COMMONLY COMPELLED VICTIMS TO WORK AS

DOMESTIC SERVANTS.



ⁱ The percentages in this section are based out of the 510 active criminal sex trafficking cases where the primary business model was identifiable through public sources. Additionally, this percentage excludes 22 cases in which the business model was known but classified as “other.”

ⁱⁱ The percentages in this section are based out of the 31 active criminal labor trafficking cases where the primary business model was identifiable through public sources.

ⁱⁱⁱ The percentages in this section are based out of the 425 active criminal sex trafficking cases where at least one method of coercion was identifiable through public sources.

^{iv} The percentages in this section are based out of the 35 active criminal labor trafficking cases where at least one method of coercion was identifiable through public sources.

HOTELS

Many of the criminal sex trafficking cases active in 2018 involved a defendant allegedly compelling a victim to provide commercial sex at a hotel. Of the 383 sex trafficking cases that identified the location where a commercial sex act took place, 81.5% (312) involved a victim who was exploited for sex at a hotel. Public sources provided the names of specific hotels in 174 cases. The top five hotels identified were small-chain hotels or hotels not part of a chain (62), Super 8 (31), Motel 6 (29), Red Roof Inn (20), and Days Inn (19). The federal government only prosecuted one hotel for human trafficking in 2018.

CRIMINAL DEFENDANTS

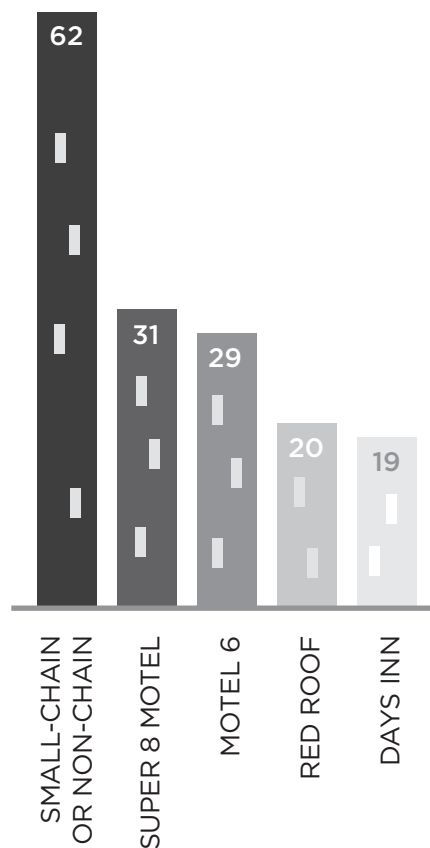
In 2018, the federal government initiated criminal charges against 297 defendants in human trafficking cases. This is a 34% decrease from the 450 defendants the federal government charged in 2017. Of the 297 defendants charged in 2018, 96.3% were in sex trafficking cases, and 4.7% were in labor trafficking cases.

Only 41.5% of the criminal cases active in 2018 involved more than one defendant. The largest human trafficking case had a total of 38 defendants. In 2018, labor trafficking cases were more likely than sex trafficking cases to involve more than one defendant. Of the labor trafficking cases active in 2018, 57.1% were multi-defendant cases. In comparison, only 40.6% of sex trafficking cases involved more than one defendant.

There was a total of 1,217 defendants active in federal human trafficking cases in 2018. Over 99% of the active defendants were individuals. Although the TVPA provides criminal liability for entities who facilitate, or financially benefit from, a trafficking enterprise, there were only two entity defendants active in 2018: a hotel and a farm. The federal government initiated no new prosecutions against entity defendants in 2018.

In 2018, the federal government charged 31 buyer-defendants. Buyer-defendants are those the government prosecutes for purchasing or attempting to purchase commercial sex with a trafficking victim. This represents a significant increase over the past 10 years from only one buyer-defendant charged in 2008.

2018 CRIMINAL CASES BY IDENTIFIED HOTELS



2018 INDIVIDUAL & ENTITY CRIMINAL DEFENDANTS



CONVICTIONS

Of the 359 defendants whose charges were resolved in 2018, 96.4% were convicted. This is an increase from the 93.9% conviction rate in 2017 and the 91.3% conviction rate in 2016. Of the 346 defendants convicted in 2018, 86.1% entered a guilty plea, and 13.9% were found guilty following a trial. No defendants were acquitted in federal courts in 2018. Nearly 10% of the defendants convicted in 2018 were buyer-traffickers.

2018 CONVICTION RATE



SENTENCES

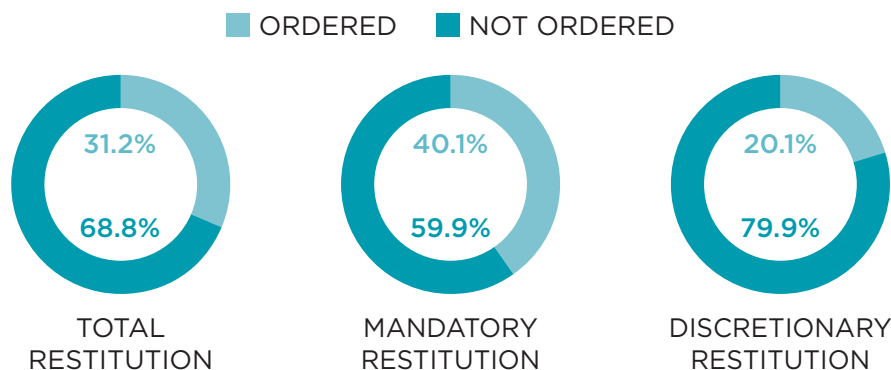
In 2018, federal courts sentenced 91.9% of the defendants to a term of imprisonment. Sentences ranged from two months to 540 months (45 years), with an average sentence of 135 months (11 years, 3 months). On average, defendants in sex trafficking cases involving only child victims faced the longest term of imprisonment: 151 months (12 years, 7 months). Although the TVPA imposes a 10-year minimum sentence for defendants convicted under the federal sex trafficking statute, 18 U.S.C. § 1591, federal courts failed to sentence nine defendants to the mandatory minimum. In 2018, federal courts ordered eight defendants to life in prison.

RESTITUTION

In 2018, federal courts ordered 31.2% of the defendants convicted in a human trafficking case to pay victim restitution.^v Victim restitution was ordered against defendants in labor trafficking cases more often than those in sex trafficking cases. Federal courts ordered defendants convicted in sex trafficking cases to pay restitution 28.2% of the time, compared to 66.7% in labor trafficking cases.

A total of 172 defendants were convicted of a human trafficking offense that triggered the TVPA's mandatory restitution provision.^{vi} Of these defendants, courts ordered 40.1% to pay restitution. This is a 63.7% increase from 2017, when courts ordered only 24.5% of defendants to pay restitution. Notably, federal courts still failed to order mandatory restitution against 59.9% of the defendants.

2018 RESTITUTION BY CONVICTION TYPE



^v This percentage is based out of the 311 defendants convicted in cases with an identified trafficking victim.

^{vi} These 172 defendants were all convicted in cases involving at least one identified victim of trafficking. For restitution purposes, this Report excludes defendants convicted in cases where there was no victim named in the charging instrument or where there was a fictional victim used as part of a sting operation by law enforcement, as federal courts would not typically order victim restitution against these defendants.

ONLY **THREE** MALE VICTIMS
WERE IDENTIFIED IN CASES THE
GOVERNMENT INITIATED IN 2018. ”

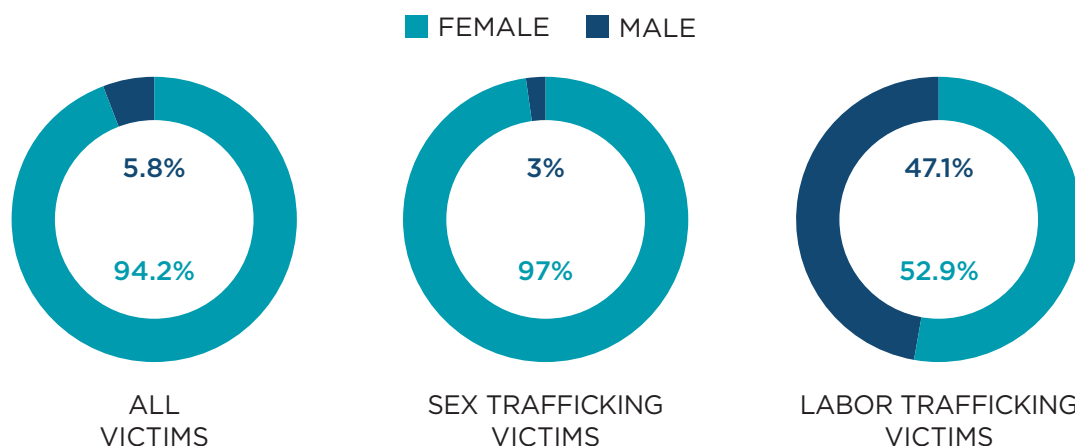
VICTIMS

There was a total of 1,649 victims identified in the charging instruments of the criminal cases active in 2018.^{vii} When considering all of the identified victims in criminal cases active in 2018, the breakdown between adult and child victims was approximately 50-50.^{viii} When broken out by case type, however, the most common age of the victims exploited varied. In labor trafficking cases, the majority (90.9%) of the

victims were adults. In comparison, in sex trafficking cases, the majority (52.6%) of the victims were children.

In the criminal cases active in 2018, the great majority (94.2%) of the victims were female.^{ix} When broken out by case type, the percentage of female victims in active criminal cases jumps to 97% in sex trafficking cases but drops to 52.9% in labor trafficking cases. Strikingly, only three male victims were identified in cases that the government initiated in 2018.

GENDER OF VICTIMS IN 2018 CRIMINAL CASES



^{vii} The Report only includes victim information for victims the government specifically identified in the charging instruments against criminal defendants. The number of identified victims is an underrepresentation of the number of victims exploited by traffickers in the United States in 2018, as well as the number of victims the traffickers prosecuted in these cases likely exploited. These numbers are not intended to be a prevalence estimate.

^{viii} Public sources identified the age of 1,506 victims; 49.9% were adults, and 50.1% were children.

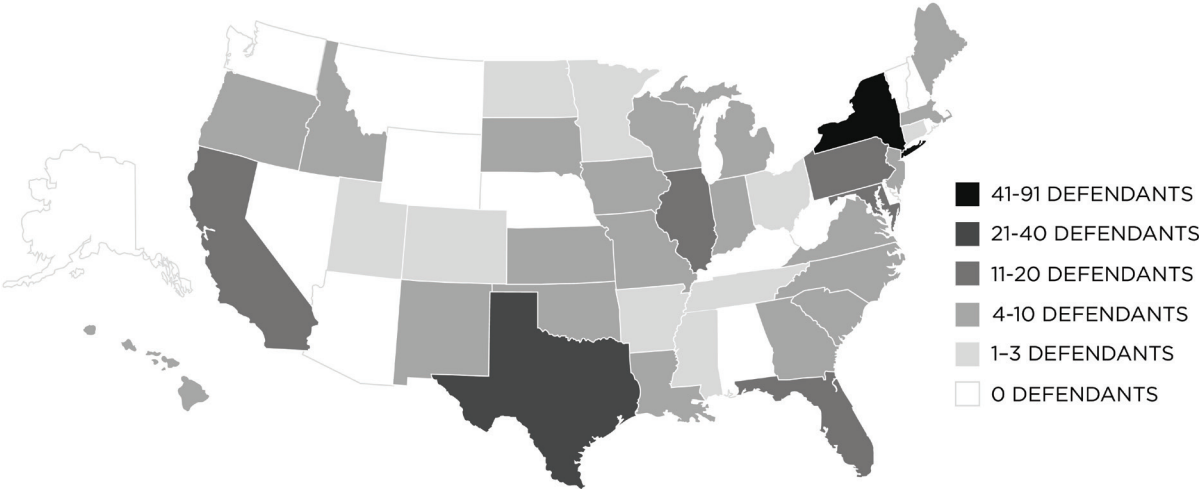
^{ix} This percentage is based out of 1,610 victims whose gender was identifiable by public sources. No public sources identified a victim as having a gender other than male or female.

LOCATION OF CRIMINAL CASES

Federal districts in 67.3% of the United States and U.S. territories charged at least one new human trafficking case in 2018. In 65.5% of the districts, the federal government filed new charges against defendants in sex trafficking cases. In comparison, only 12.7% of the districts handled a new labor trafficking prosecution in 2018.

The federal districts ranked in the top 10 by the number of new defendants charged in 2018 are: the Southern District of New York (25), the District of Maryland (15), the Southern District of Florida (14), the Southern District of Texas (14), the Northern District of Texas (13), the Eastern District of New York (12), the Southern District of Iowa (10), the Eastern District of Pennsylvania (10), the Western District of Texas (10), the District of Oregon (9), and the District of South Carolina (9).

NUMBER OF CRIMINAL DEFENDANTS CHARGED IN 2018



U.S. TERRITORIES



LENGTH OF RESOLUTION

In 2018, it took federal courts an average of 26 months to resolve criminal charges against a defendant in a human trafficking case. The shortest time it took a federal court to resolve a defendant’s charges was six weeks, and the longest time was 90 months. The average length of resolution

varied based on the type of trafficking involved in the case. It took federal courts an average of 23 months to resolve charges against defendants in sex trafficking cases with only child victims, 30 months to resolve charges against defendants in sex trafficking cases with adult victims, and 24 months to resolve charges against defendants in labor trafficking cases.

CIVIL CASES

The TVPA provides victims of trafficking with a civil remedy against their traffickers. Civil cases were more likely than criminal cases to have multiple defendants. In contrast to criminal cases, which primarily involved sex trafficking, the majority (87.9%) of civil suits were labor trafficking cases. Only 12.1% of the active civil suits involved sex trafficking. This breakdown is consistent with the 31 new civil suits that plaintiffs filed in 2018, 87.1% of which involved labor trafficking and 12.9% of which involved sex trafficking.

Nineteen of the 91 active cases were class actions. Five of the class actions involved allegations of labor trafficking within immigration detention facilities, and two related to high-profile allegations of both sex and labor trafficking within USA Olympic sports committees.

BUSINESS MODELS

Like defendants in criminal labor trafficking cases, defendants in civil labor trafficking suits were most commonly accused of compelling victims to work as domestic servants. Of the civil labor trafficking suits active in 2018, 37.3% involved domestic work, where victims were forced to provide house cleaning, childcare, and other household tasks.^x The other top industries where defendants commonly compelled victims to work included farming or agricultural labor (20.9%), food services or restaurant labor (9%), and manufacturing (7.5%).

METHODS OF COERCION

The top methods of coercion used by defendants in civil sex trafficking suits differed from those in criminal matters. In the 10 civil sex trafficking cases that identified a method of coercion, the most common methods of coercion were verbal and emotional abuse, sexual violence, and fraud or misrepresentation of a job, all of which tied at 70%. In contrast, the most common method of coercion in civil labor trafficking suits was the withholding of pay, which allegedly occurred in 81.3% of the cases. Defendants in labor trafficking suits were accused of threatening deportation to compel labor in 53.8% of the cases.

2018 CIVIL CASES BY PRIMARY CASE TYPE



CIVIL DEFENDANTS

There were 390 defendants active in civil suits in 2018. The majority (85.4%) of the defendants were in labor trafficking cases. Plaintiffs were more likely to file civil claims against multiple defendants in a human trafficking case. Only 17.6% of the civil matters were single-defendant cases. The average number of civil defendants per case in 2018 was four; however, the largest case involved 33 defendants.

In 2018, civil suits against entity defendants (corporations, organizations, etc.) were much more common than criminal prosecutions against entities. Of the civil defendants active in 2018, 43.8% were entity defendants. In comparison, less than 1% of defendants active in criminal cases in 2018 were entity defendants.

CIVIL CASE RESOLUTIONS

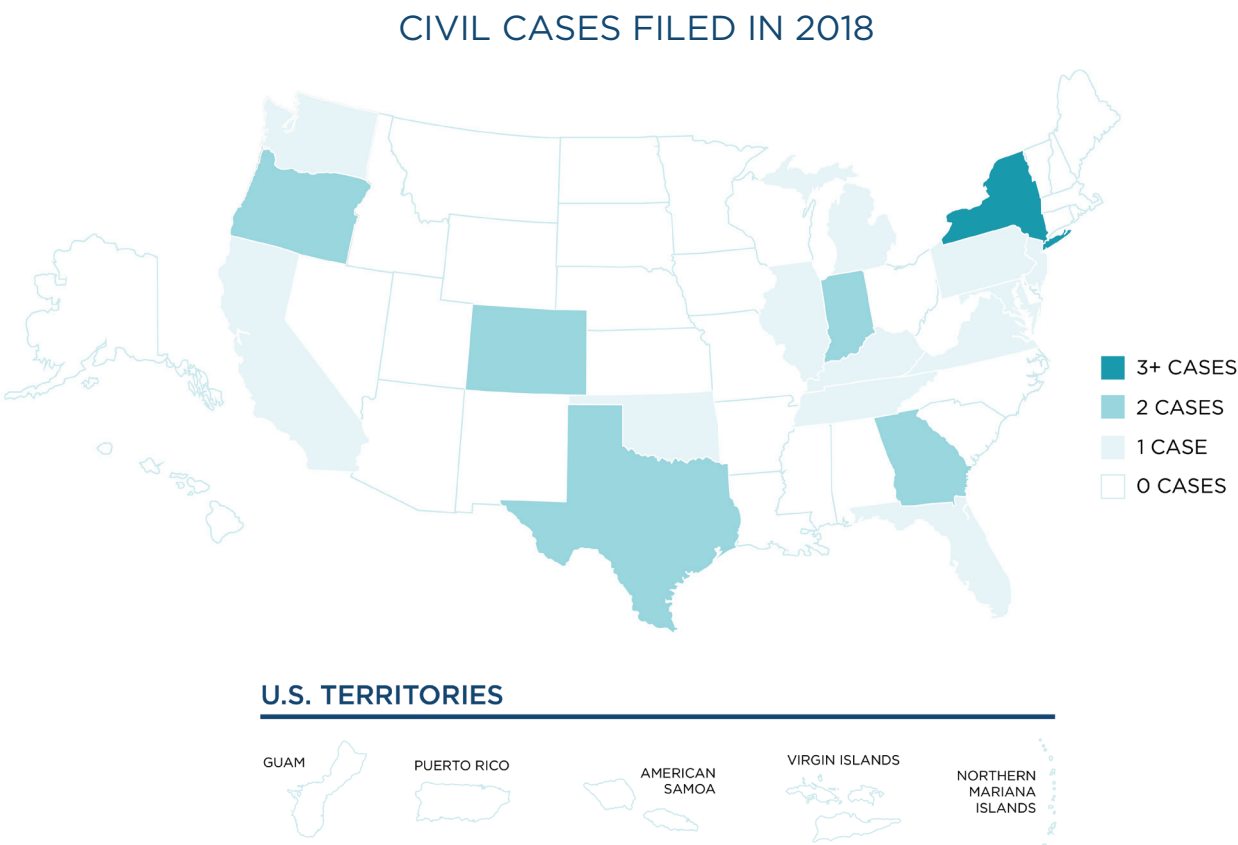
Of the 77 civil human trafficking defendants resolved in 2018, the majority (68.8%) were resolved by the dismissals of claims filed against them. Federal courts dismissed all claims filed against 33.8% of the defendants, and plaintiffs voluntarily dismissed claims against 35.1% of the defendants, without any indication of a settlement. Public sources indicated that 10.4% of the defendants entered into a settlement agreement with the plaintiff(s) prior to trial, though the terms of the settlement agreements were not commonly known. In 2018, federal courts found 5.2% of the resolved defendants liable following trial and entered default judgments against 15.6% of the civil defendants.

^x The percentages in this section are based out of the 67 active criminal labor trafficking cases where the primary business model was identifiable through public sources.

LOCATION OF CIVIL CASES

In 2018, plaintiffs filed civil human trafficking suits in 21 federal districts. Of these districts, only five districts handled more than one new civil suit: the Eastern District of New York (6), the Southern District of New York (3), the District of Colorado (2), the Southern District of Indiana (2), and the District of Oregon (2). The remaining 16 federal districts handled only one initiated civil human trafficking suit. Notably, plaintiffs did not file any new civil human trafficking suits in 77.7% (73) of the federal districts.

Of the 21 districts where plaintiffs filed a civil suit in 2018, 18 districts handled only labor trafficking suits, one district handled only a sex trafficking suit, and two districts handled both sex and labor trafficking suits.



LENGTH OF RESOLUTION

For 81 civil defendants resolved in 2018, it took federal courts an average of 24 months to resolve claims filed against a defendant in a civil suit. This is slightly shorter than the 26 months that it took federal courts to resolve charges against a criminal defendant. Civil sex trafficking

suits were resolved, on average, more quickly than civil labor trafficking suits. Federal courts resolved claims against defendants in sex trafficking suits in an average of 18 months. In comparison, it took federal courts an average of 24 months to resolve claims against a defendant in a labor trafficking suit.

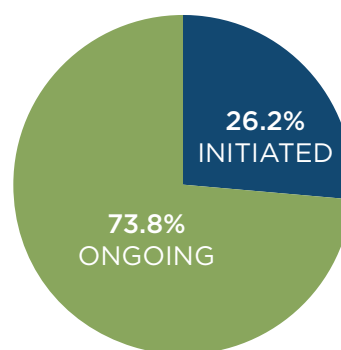


INTRODUCTION

2018 FEDERAL HUMAN TRAFFICKING CASES

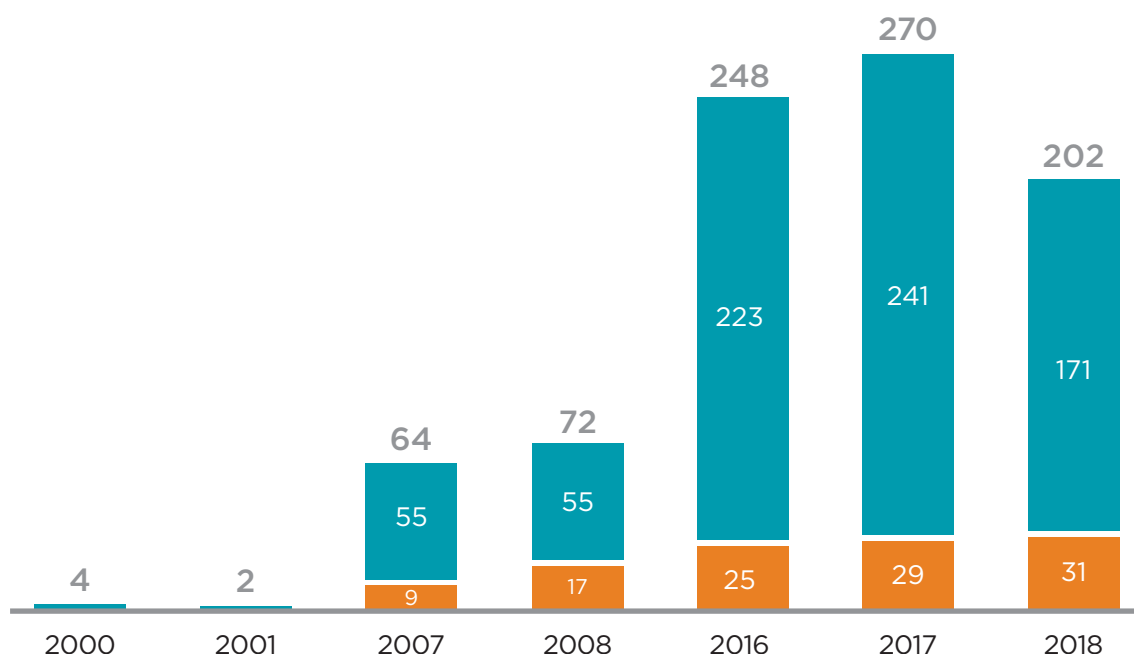
Holding human traffickers accountable through criminal investigations and prosecutions, as well as civil lawsuits, is a crucial element of an effective, victim-centered approach to combating human trafficking. Human traffickers are economically motivated, compelling people to work or to engage in commercial sex for the traffickers own profit. The Trafficking Victims Protection Act (TVPA) of 2000 criminalizes this form of exploitation at the federal level and has provided increasingly more protection for victims over time.¹ The TVPA provides, *inter alia*, mandatory victim restitution and the option for victims to sue their traffickers civilly.

2018 ONGOING & INITIATED CASES



NUMBER OF INITIATED CASES

■ CRIMINAL CASES ■ CIVIL CASES



¹ Victims of Trafficking and Violence Protection Act of 2000, Pub. L. No. 106-386, 114 Stat. 1464 (2000). This Report uses the term “victim” to refer to both victims and survivors of human trafficking. “Victim” is a legal term of art meaning a party against which a defendant has allegedly committed a crime. By using the term “victim” rather than “survivor,” the Institute in no way seeks to diminish the strength and resilience of so many individuals who have endured the crime of human trafficking.

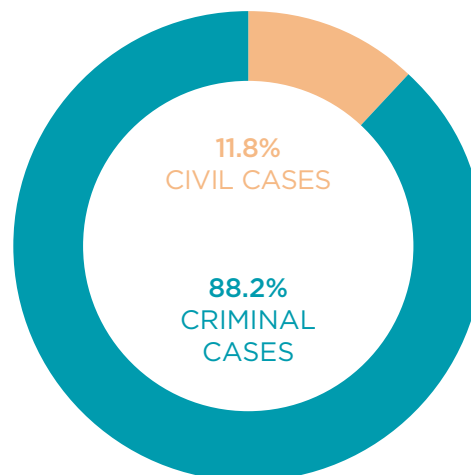
In 2018, there were 771 total active human trafficking cases in federal courts. Active cases include all cases the government initiated in 2018 or before if at least one defendant still had a pending charge or claim in 2018. Of the total active cases, 73.8% (569) were ongoing from previous years. By the end of 2018, 28.5% (220) of 2018 active cases had concluded, meaning the court resolved all charges or claims against every defendant in those cases. Five of these cases were both initiated and resolved in 2018.

Of the total active cases, 202 were newly initiated, down 25.2% from 2017 when 270 new cases were filed. When broken down by criminal cases and civil cases, newly filed civil cases actually saw a slight increase, up to 31 from 29 in 2017. In comparison, the number of new criminal prosecutions decreased 29%, from 241 in 2017 to 171 in 2018.

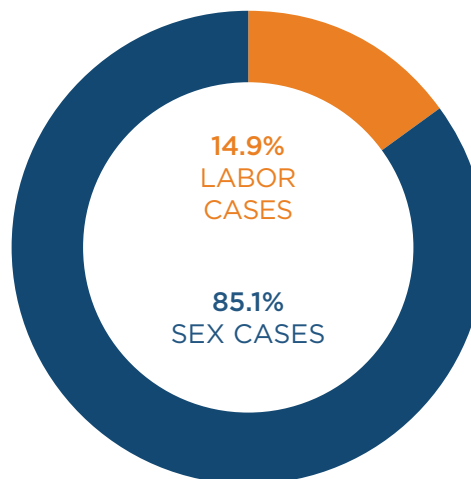
The 680 (88.2%) active human trafficking cases that were criminally prosecuted looked different than the 91 (11.8%) civil suits. As in 2017, a significant majority (85.1%, 656) of all 2018 cases (civil and criminal combined) were sex trafficking cases but when limited to civil cases only, a significant majority (87.9%, 80) were labor trafficking cases. Moreover, 58.5% (398) of the criminal cases involved a single defendant, compared to civil cases that involved multiple defendants 82.4% (75) of the time. In civil cases, 47.3% (230) of the defendants were entities. In contrast, the government only prosecuted two entities in criminal cases in 2018.

This Report provides an in-depth look at all 2018 active criminal and civil cases in U.S. federal courts. Throughout the Report, attorneys who have litigated human trafficking cases in federal court tell the story of their cases to provide real-life context to the data presented.

2018 CRIMINAL & CIVIL CASES



2018 CASES BY PRIMARY CASE TYPE



IN 2018, THERE WERE

771 TOTAL ACTIVE HUMAN

TRAFFICKING CASES IN FEDERAL COURTS.





SECTION 1: CRIMINAL HUMAN TRAFFICKING CASES

1.1 CRIMINAL CASES

CASE EXAMPLE

UNITED STATES V. JUMROON

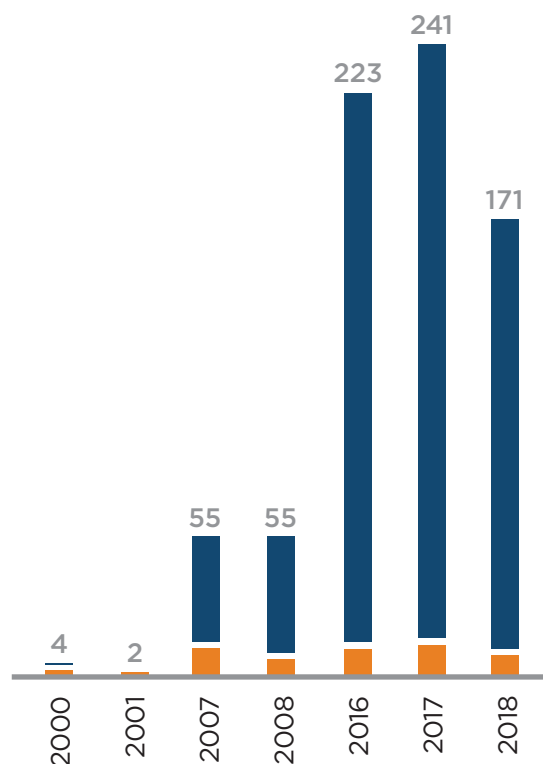
In 2011, Paul and Tanya Jumroon began conspiring to obtain fraudulent E-2 nonimmigrant visas for the purpose of bringing family members and employees to the United States from Thailand to be cooks in the Jumroons' restaurants. When the victim at the center of this case arrived in the United States, he learned he would owe the Jumroons for his room and board, pay taxes, and work much longer hours than promised during their recruitment. Paul confiscated the victim's passport and identification documents, and, as a result of the terms of the E-2 visa program, the victim did not have the option of working elsewhere.

Paul supervised the victim and the other cooks in the kitchen. They were all dependent on Paul for housing, transportation, and other basic needs. When one of the cooks ran away, Paul warned the victim and other cooks not to escape. In the kitchen, the cooks worked more than 12 hours a day—often with no breaks—in a coercive work environment Paul created. He yelled at the victim and other cooks, threw kitchen items, and threatened to send them back to Thailand if they did not work fast enough.

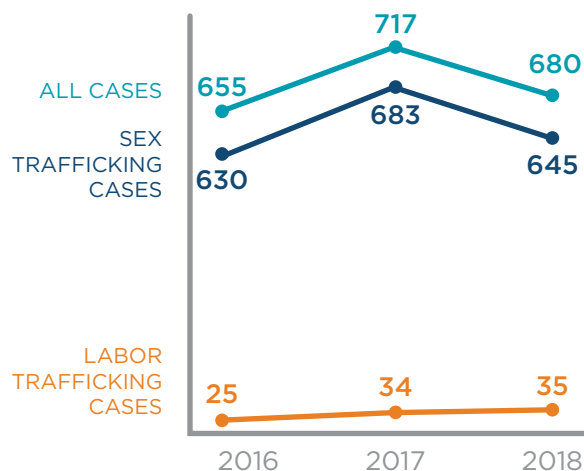
In 2018, there were 680 active criminal cases, comprising 171 newly initiated cases and 509 ongoing cases. This is a decline across the board from 2017. The government initiated 29% (70) fewer cases in 2018, and the total number of active cases is down 5.2% (42). Of the 2018 active cases, 202 concluded in 2018, meaning the court resolved all pending charges against every defendant in the case.

INITIATED CRIMINAL CASES

■ SEX TRAFFICKING ■ LABOR TRAFFICKING



2018 CRIMINAL CASES



1.1.1 PRIMARY CRIMINAL CASE TYPE

The disparity between the number of cases involving trafficking for commercial sexual activity versus other labor and services continued in 2018. Of active criminal cases, 94.9% (645) were sex trafficking cases, and only 5.1% (35) were labor trafficking cases. These percentages are comparable to 2017 and 2016 when sex trafficking cases made up 95.3% (683) and 96.2% (630) of active cases, respectively. The gap widens when looking at cases initiated in 2018, 95.3% (163) of which were sex trafficking cases compared to only 4.7% (8) labor trafficking cases. This breakdown is also similar to years past when 93.8% (226) of 2017 initiated cases and 94.6% (211) of 2016 initiated cases were sex trafficking cases.

2018 CRIMINAL CASES BY PRIMARY CASE TYPE



1.1.2 CRIMINAL CASES BY AGE OF IDENTIFIED VICTIMS

The TVPA's sex trafficking statute provides two methods for proving that a trafficker used a particular means to compel commercial sex depending on the age of the victim(s) that the trafficker exploited. For charges involving only adults, the government must prove that a defendant used force, fraud, or coercion to compel commercial sex.² For charges involving only children, the law does not require the government to prove that the trafficker used force, fraud, or coercion. Instead, the government need only to prove that the defendant had knowledge, or recklessly disregarded, that the child victim was under the age of 18.³ Because of the differing statutory requirements, public sources frequently identify the age of victims in sex trafficking cases.

The majority of criminal sex trafficking cases active in 2018 involved only child victims. Of the 645 active sex trafficking cases in 2018, 54.4% (351) involved only child victims, 17.2% (111) involved only adult victims,

2018 INITIATED CRIMINAL CASES BY PRIMARY CASE TYPE



² See 18 U.S.C. § 1591(a)(2) (prohibiting an individual from causing a person to engage in a commercial sex act where the individual acts “knowing...or in reckless disregard of the fact, that means of force, fraud, coercion, or any combination of such means will be used”).

³ See 18 U.S.C. § 1591(a)(2) (prohibiting an individual from causing a person to engage in a commercial sex act where the individual acts “knowing...or in reckless disregard of the fact...that the person has not attained the age of 18 years”). In addition, § 1591 provides that the government need not prove a defendant’s knowledge of a child victim’s age where the defendant had a “reasonable opportunity to observe” the child victim.

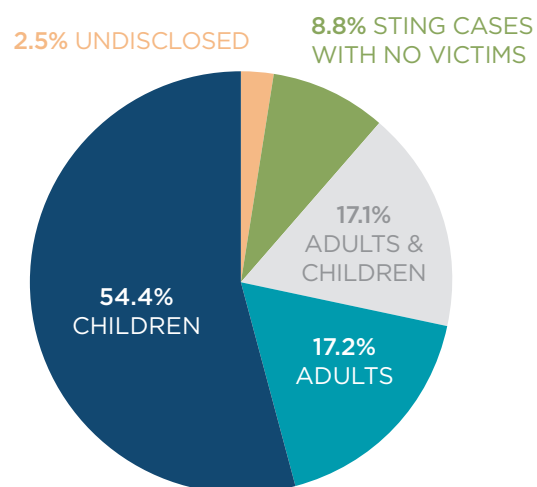
and 17.1% (110) involved both adult and child victims. Some sex trafficking cases involve sting operations, where law enforcement poses as a fictional victim to target prospective traffickers. Of the criminal sex trafficking cases active in 2018, 8.8% (57) were sting cases with no identified victims. Public sources did not disclose the age of the victims in the remaining 2.5% (16) of active criminal sex trafficking cases.

Although the TVPA's labor trafficking statute does not differentiate between child and adult victims, public sources often identify the age of the victims exploited in labor trafficking cases. Of the 35 active labor trafficking cases, 8.6% (3) involved only child victims, 77.1% (27) involved only adult victims, and 8.6% (3) involved both adult and child victims. Public sources did not identify the age of the victims exploited in 5.7% (2) of the labor trafficking cases.

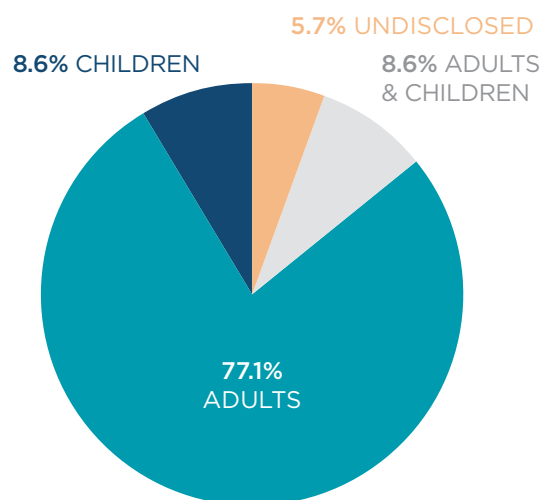
1.1.3 BUSINESS MODELS IN CRIMINAL SEX TRAFFICKING CASES

Human traffickers often operate within legal and illegal industries or economic sectors. In a sex trafficking case, this Report uses the term "business model" to refer to the primary location or platform the trafficker used to solicit buyers for commercial sex or to arrange a commercial sex act with a trafficking victim.

2018 CRIMINAL SEX TRAFFICKING CASES BY AGE OF VICTIM



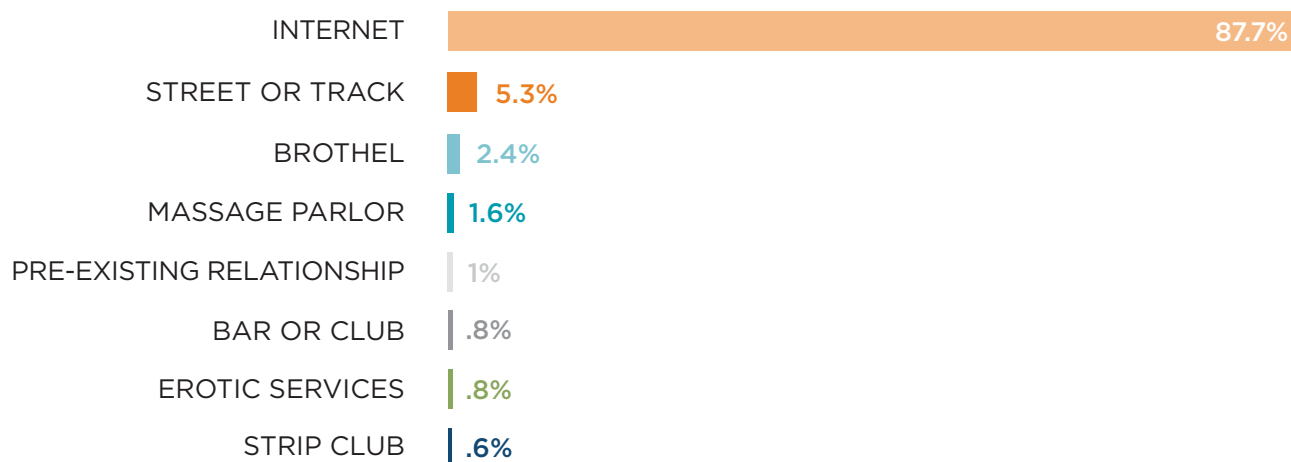
2018 CRIMINAL LABOR TRAFFICKING CASES BY AGE OF VICTIM



IN 2018, THE PRIMARY BUSINESS MODEL IN **87.7%** OF ACTIVE SEX TRAFFICKING CASES WAS "INTERNET-BASED COMMERCIAL SEX."



BUSINESS MODELS IN 2018 CRIMINAL SEX TRAFFICKING CASES

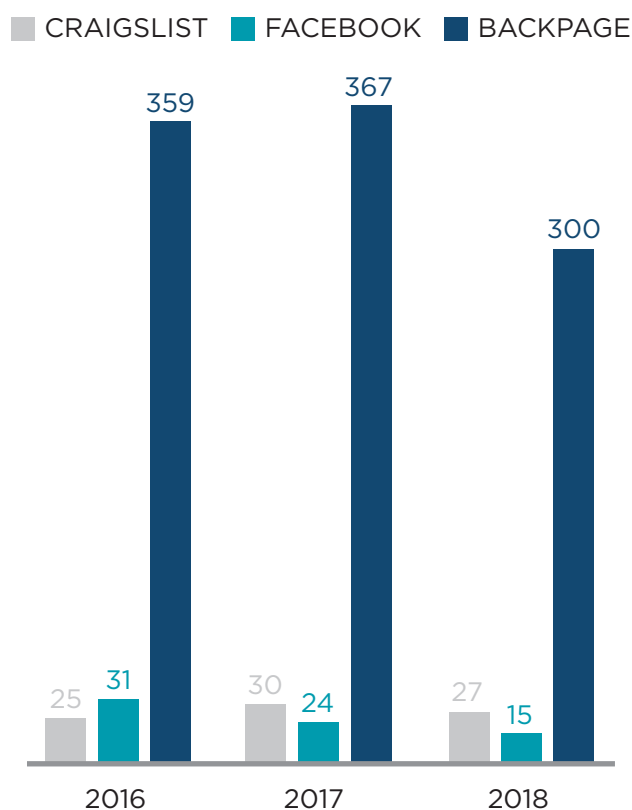


In 2018, the primary business model in 87.7% (447) of active sex trafficking cases was internet-based commercial sex.⁴ This is up slightly from 86.2% (495) in 2017. For at least the past three years, defendants allegedly solicited buyers or arranged commercial sex acts with trafficking victims on websites or social media platforms in a significant majority of federally prosecuted sex trafficking cases.

The second most common business model in 2018 active sex trafficking cases—street or track-based commercial sex—made up only 5.3% (27) percent of identified business models. The slight decline in the number of internet-based commercial sex cases from 2017 did not cause an increase in street-based commercial sex cases, which were also down slightly from 6.6% (38) in 2017.

Advertisements on Backpage continued to dominate other methods of online solicitation, although the number of cases involving the website declined 18.3% from 2017.⁵ Despite this decrease, pleadings and other public sources did not show a spike in the use of other online platforms. For example, 3.4% (15) of internet-based commercial sex cases involved Facebook, down slightly from 4.9% (24) in 2017. Websites or social media platforms that public sources mentioned less frequently included Snapchat, Instagram, and Grindr.⁶

ONLINE PLATFORMS IN INTERNET-BASED COMMERCIAL SEX CASES



⁴ This percentage is based on the 510 active criminal sex trafficking cases in 2018 where the primary business model was identifiable through public sources. Additionally, this percentage excludes 22 cases in which the business model was known but classified as “Other.”

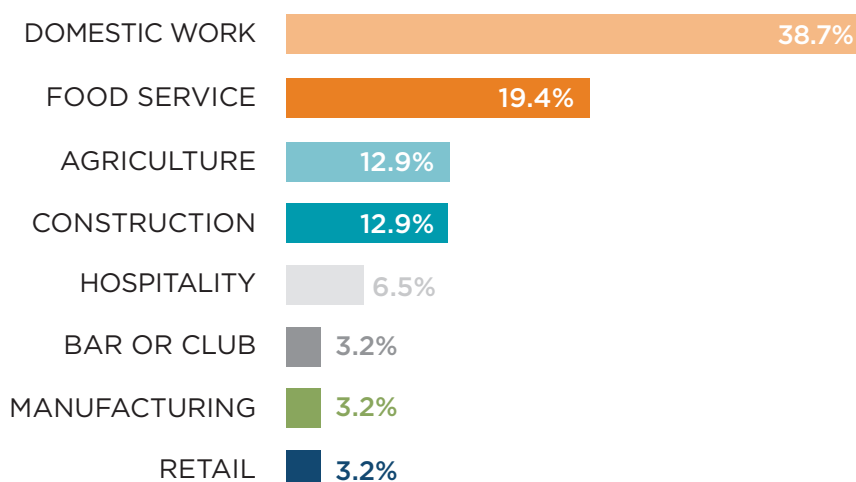
⁵ The federal government shut down Backpage in April 2018.

⁶ See Methodology for a complete list of websites and social media platforms that public sources identified.

1.1.4 BUSINESS MODELS IN CRIMINAL LABOR TRAFFICKING CASES

In labor trafficking cases, this Report uses “business model” to refer to the business or industry in which a trafficker compelled a victim to work or provide services. Out of 31 active labor trafficking cases in 2018 where the business model was publicly identified, 38.7% (12) primarily involved defendants allegedly compelling victims to perform domestic work (e.g., housemaid, cook, nanny). The next most common business models were labor trafficking in restaurants or other sectors of the food service industry (19.4%), forced labor in agriculture (12.9%), and forced labor in the construction industry (12.9%). These were the same top four business models as in 2017.


BUSINESS MODELS IN 2018 CRIMINAL LABOR TRAFFICKING CASES



1.1.5 CRIMINAL ENTERPRISE-DIRECTED CASES

This Report seeks to capture data on the nature of the trafficking enterprise, such as a pimp-directed prostitution ring, gang activity, or an organized crime syndicate. Of the 680 active criminal cases, 408 were part of a pimp-directed enterprise, 26 were part of a gang-directed enterprise, and 26 were part of an organized crime-directed enterprise. There has been no significant change in these numbers in the past three years.

TYPES OF CRIMINAL ENTERPRISE-DIRECTED CASES IN 2018



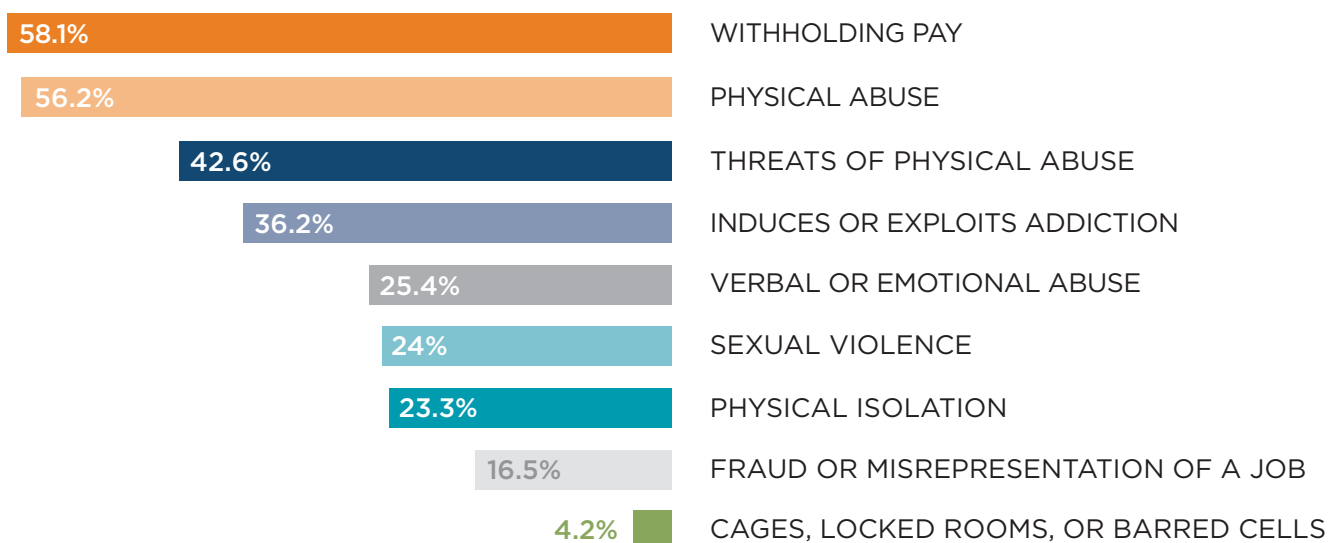
1.1.6 METHODS OF COERCION IN CRIMINAL SEX TRAFFICKING CASES

Under the TVPA, a court cannot convict a defendant of sex trafficking of an adult unless the government proves that the defendant used force, fraud, or coercion to compel the commercial sex act.⁷ In counts of sex trafficking of a child, the minor's inability to consent to sex acts means the government need not prove force, fraud, or coercion, if the defendant knew or recklessly disregarded⁸ the victim's age.⁹ Traffickers often use more than one coercive tactic, so the percentages in this section of the Report do not add up to 100%. Moreover, it is possible public sources do not identify every form of coercion that traffickers used. Accordingly, some categories may be underreported.

Traffickers use physical and non-physical methods to coerce victims to engage in commercial sex. Of the 425 sex trafficking cases active in 2018 where the method of coercion was publicly available, the most common method was withholding of pay, which allegedly occurred in 58.1% (247) of cases. Only 4.2% (18) of cases involved physically restraining victims in cages, locked rooms, or barred cells, but over half (56.2%, 239) involved physical abuse. Defendants also allegedly used non-physical forms of coercion, including threats of physical abuse, in most cases. When limited to initiated cases only, public sources identified the non-violent tactic of substance abuse manipulation in 30.4% (24) of initiated cases, up from only 8.8% (6) in 2008. In 2018 active cases, other common methods of coercion included verbal or emotional abuse (25.4%, 108) and rape or sexual violence (24%, 102).¹⁰

Along with physical and non-physical methods of coercion, 16.5% (70) of cases alleged defendants caused victims to engage in commercial sex through a fraudulent scheme (e.g., false promises of a different job).

METHODS OF COERCION IN 2018 CRIMINAL SEX TRAFFICKING CASES



⁷ See 18 U.S.C. 1591(a) ("Whoever...solicits by any means a person...knowing, or...in reckless disregard of the fact, that means of force, threats of force, fraud, coercion...will be used to cause the person to engage in commercial sex, or that the person has not attained the age of 18 years and will be caused to engage in commercial sex, shall be punished as provided in subsection (b).").

⁸ "[E]xcept where the act constituting the violation...is advertising." See 18 U.S.C. 1591(a)(2).

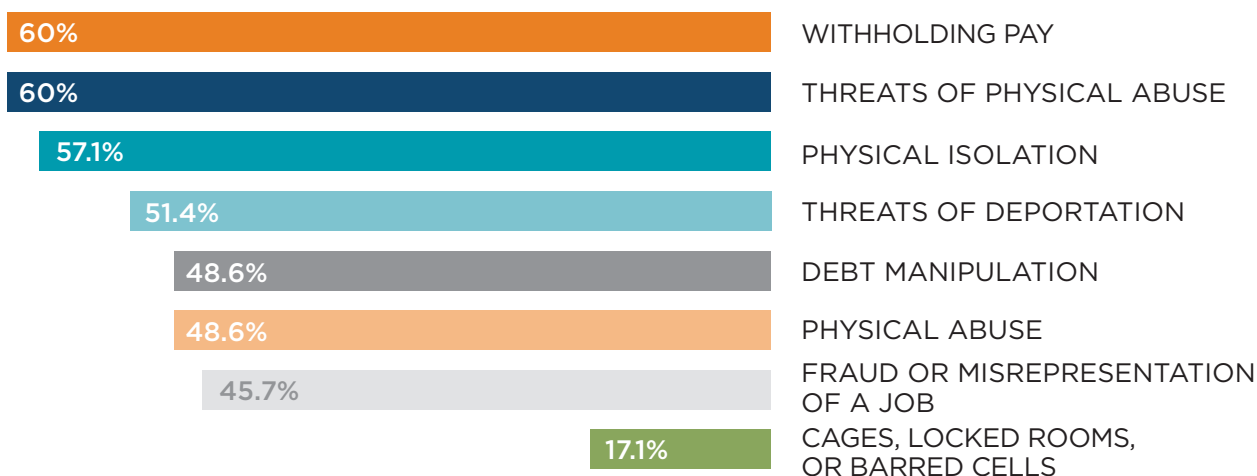
⁹ Although proving force, fraud, or coercion is not required in these cases, it can result in increased sentences for traffickers. In 2018, public sources indicated evidence of force, fraud, or coercion in 15.1% (53) of active sex trafficking cases involving only child victims.

¹⁰ See Methodology for a complete list of methods of coercion that public court documents identified.

1.1.7 METHODS OF COERCION IN CRIMINAL LABOR TRAFFICKING CASES

Prosecutors of labor trafficking cases must prove the defendant used one or more of the prohibited means enumerated in the TVPA to force an adult or child victim to perform labor or services.¹¹ As in sex trafficking cases, traffickers in labor trafficking cases may use more than one method to coerce labor or services, so the percentages in this section of the Report do not add up to 100%.

METHODS OF COERCION IN 2018 CRIMINAL LABOR TRAFFICKING CASES



In the 35 labor trafficking cases active in 2018, the most common methods of coercion were withholding of pay and threats of physical abuse, both of which arose in 60% (21) of cases. Other non-physical methods of coercion were also common, including fraud and/or misrepresentation of a job (45.7%, 16 cases), and verbal and emotional abuse (40%, 14 cases). Labor trafficking cases had a higher rate (17.1%, 6 cases) than sex trafficking cases of physical restraint with cages, locked rooms, or barred cells as an identified method of coercion. This is consistent with 2017 when labor trafficking cases involved physical restraint of this nature in 15.2% (5) of cases, compared to only 3.9% (19) in sex trafficking cases.

Non-physical methods of coercion targeting migrant populations appeared in public sources more frequently in labor trafficking cases than sex trafficking cases. For instance, 51.4% (18) of labor trafficking cases that

identified a method of coercion involved threats of deportation, compared to 2.6% (11) of sex trafficking cases. Likewise, 40% (14) of these labor trafficking cases involved defendants withholding victims' immigration documents and 22.9% (8) involved defendants exploiting victims' inability to speak English; whereas, in sex trafficking cases, these percentages drop to 1.4% (6) and 2.6% (11), respectively. These disparities are consistent with trends from 2016 and 2017.

Public sources for active labor trafficking cases also indicated evidence of fraudulent employment schemes at a higher rate than in sex trafficking cases. Defendants allegedly made false promises of employment to recruit victims in 45.7% (20) of all labor trafficking cases active in 2018. Further, defendants allegedly manipulated written contracts to compel continued labor or services in 14.3% (5) of labor trafficking cases.

¹¹ See 18 U.S.C. § 1589(a) (prohibiting an individual from providing or obtaining labor or services through "any one of, or by any combination of, the following means—

1. by means of force, threats of force, physical restraint, or threats of physical restraint to that person or another person;
2. by means of serious harm or threats of serious harm to that person or another person;
3. by means of the abuse or threatened abuse of law or legal process; or
4. by means of any scheme, plan, or pattern intended to cause the person to believe that, if that person did not perform such labor or services, that person or another person would suffer serious harm or physical restraint.”).

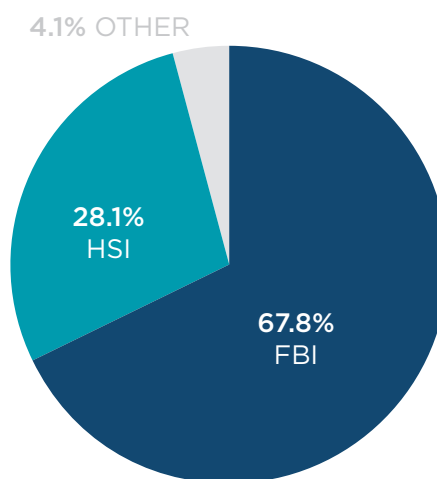
1.1.8 PRIMARY INVESTIGATIVE AGENCY

Several law enforcement agencies have a federal mandate to investigate human trafficking. Although it is common for these agencies to collaborate with one another or work with state and local law enforcement, the Report's data is limited to which federal investigative agency took the lead in cases the government ultimately chose to prosecute federally. When it is unclear based on public sources which agency led the investigation, the agency that initiated the investigation is the primary investigative agency for purposes of this Report.

The two federal agencies that investigate the most human trafficking cases are the Federal Bureau of Investigation (FBI) and Homeland Security Investigations (HSI). Where an agency was identifiable, the FBI was the primary investigative agency in 67.8% (82) of the cases initiated in 2018, and HSI was the primary investigative agency in 28.1% (34). The federal districts with the most initiated prosecutions of cases in which HSI was the primary investigative agency were the District of Puerto Rico (13), the Central District of California (8), the Middle District of Florida (8), and the Southern District of Florida (8). Other agencies and institutions, including the Diplomatic Security Service, the Drug Enforcement Agency, and the Military, took the lead on or initiated the investigation of the remaining 4.1% (5) cases charged in 2018.

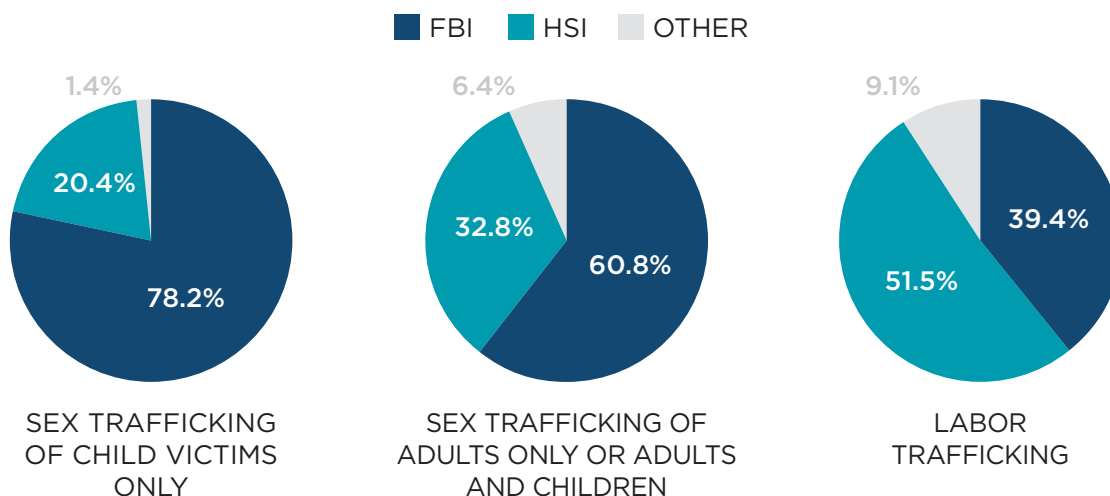
When looking at all active cases broken out by case type, the numbers shift significantly. The FBI was the primary

PRIMARY INVESTIGATIVE AGENCY IN 2018 INITIATED CRIMINAL CASES



investigative agency in 78.2% (223) of active sex trafficking cases involving only child victims and 60.8% (113) of cases involving adult victims. In contrast, HSI was the primary investigative agency in the majority (51.5%) of active labor trafficking cases. This trend continues from 2017 when the FBI investigated 70.9% (397) of sex trafficking cases, and HSI investigated 54.5% (18) of labor trafficking cases. Notably, the FBI and HSI were the primary investigative agency in the same number (3) of initiated labor trafficking cases in 2018.

2018 PRIMARY INVESTIGATIVE AGENCY BY CASE TYPE



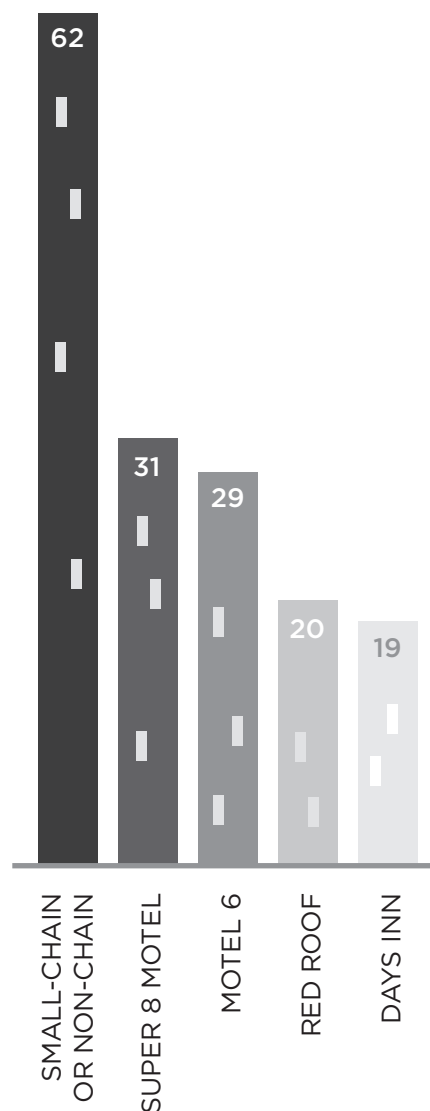
1.1.9 HOTELS INVOLVED IN 2018 CRIMINAL CASES

Hotels are one of the venues that traffickers frequently use to exploit their victims. In sex trafficking cases, some traffickers run their enterprise exclusively out of one hotel. In others, traffickers arrange commercial sex transactions with buyer-traffickers at a variety of different hotels. In 2018, 81.5% (312) of the active sex trafficking cases involved a victim who was compelled to provide a commercial sexual act at a hotel.¹²

Public sources identified the names of specific hotels where defendants operated in 174 active sex trafficking cases in 2018. Although these hotels were the ones most frequently named in public sources, these numbers do not necessarily reflect which hotels traffickers most commonly use, nor how frequently traffickers operate out of hotels. Of the 174 cases with an identified hotel, 35.6% (62) identified a hotel that was locally owned or not part of a major chain. The next most frequently mentioned hotels were Super 8 (31), Motel 6 (29), Red Roof Inn (20), and Days Inn (19).¹³ Although the TVPA authorizes the government to prosecute hotels for their knowing involvement in, or benefiting financially from, a human trafficking scheme, the federal government only prosecuted one hotel for human trafficking in 2018.

Public sources in two labor trafficking cases active in 2018 indicated a defendant compelled a victim to provide labor or services at a hotel. In one of these cases, the defendant forced several victims to work at the front desk of multiple hotels, while giving their income directly to the defendant. The only hotel named in that case was the Hyatt. In the other case, two defendants, managers of a Super 8 hotel in Kimball, Nebraska, forced a male victim to provide housekeeping and maintenance services at the hotel without pay.

IDENTIFIED HOTELS IN 2018 CRIMINAL CASES



THE FEDERAL GOVERNMENT ONLY
PROSECUTED **ONE** HOTEL FOR
HUMAN TRAFFICKING IN 2018. ”

¹² This percentage is based on the 383 active sex trafficking cases where public sources identified the location where a commercial sex act took place in the case.

¹³ See Methodology for a complete list of hotels that public sources named in 2018 human trafficking cases.

1.2 CRIMINAL DEFENDANTS

CASE EXAMPLE

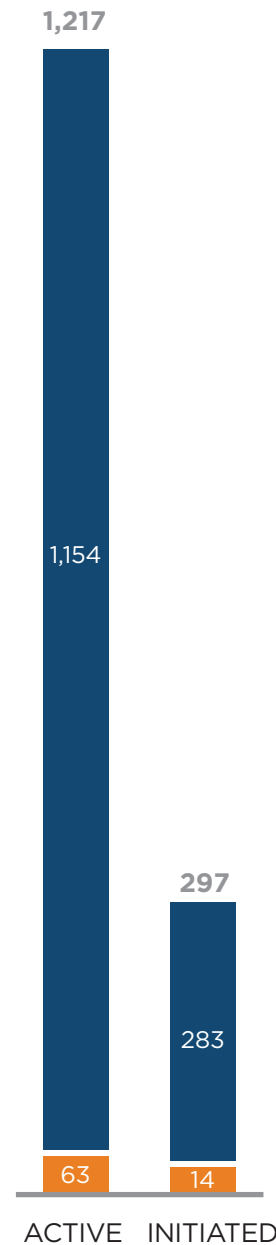
DEFENDANTS IN UNITED STATES V. JUMROON

Paul and Tanya Jumroon are U.S. citizens born in Thailand and former spouses who owned and operated two Thai restaurants in Oregon and Washington during the relevant timeframe. Paul was in charge of the kitchen staff while Tanya was a server and host in the front of the restaurants. While operating the restaurants, the Jumroons experienced consistent turnover of kitchen staff. Paul then learned about the E-2 nonimmigrant visa, which allows foreign citizens to invest in United States businesses in exchange for two-year visas to live in the United States and work in the business. The E-2 investor visa also permits the business investors to recruit employees with specialized skills from their home country to work in the businesses for two-year terms. After learning about the E-2 visa program, the Jumroons conspired to accept sham investments from family members and make multiple false misrepresentations on visa applications to facilitate and secure several investor and employee E-2 visas to supply both temporary capital and a stable work force to staff their restaurants.

In 2018, there were 1,217 active criminal defendants, 1,154 (94.8%) of which were in sex trafficking cases and 63 (5.2%) of which were in labor trafficking cases. This is a 3.1% decrease from 2017, when there were 1,256 active defendants. The government charged 297 of these defendants in 2018. Of the newly charged defendants, 283 (95.3%) were in sex trafficking cases and 14 (4.7%) were in labor trafficking cases.

2018 CRIMINAL DEFENDANTS

■ SEX TRAFFICKING ■ LABOR TRAFFICKING

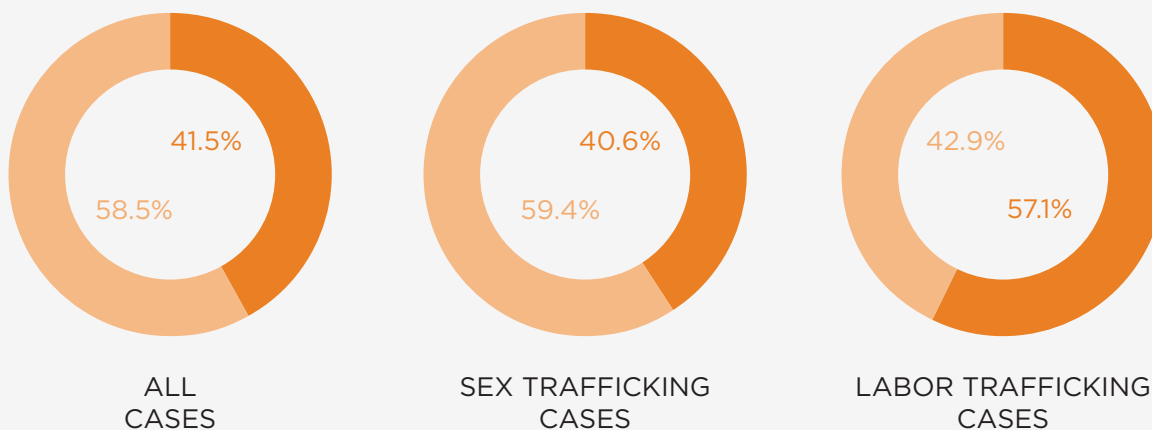


1.2.1 SINGLE & MULTI-DEFENDANT CRIMINAL CASES

Most (58.5%) criminal cases active in 2018 involved only one defendant. The Middle District of Georgia handled the largest case, which had 38 defendants. A case of this size is notable considering the average number of defendants in 2018 active criminal cases was two. In fact, only 11.7% (20) of criminal cases charged in 2018 had more than two defendants. As in 2017, prosecutors were more likely to charge more than one defendant in labor trafficking cases than in sex trafficking cases. Over 57% (20) of labor trafficking cases were multi-defendant cases compared to just 40.6% (262) of sex trafficking cases. Most (57.8%) of the multi-defendant cases originated from investigations that the FBI led or initiated.

2018 SINGLE & MULTI-DEFENDANT CRIMINAL CASES

■ MULTI-DEFENDANT ■ SINGLE-DEFENDANT



1.2.2 INDIVIDUAL & ENTITY CRIMINAL DEFENDANTS

Individuals are not the only parties who the government may prosecute under the TVPA. Businesses and organizations (“entities”) can also face criminal charges for violating federal human trafficking laws. Congress built corporate liability into the statute to hold entities accountable for benefiting from or facilitating human trafficking. Of the 1,217 active criminal defendants in 2018, only two (.02%) were entities. One of these entities was a hotel in a sex trafficking case, and the other was a farm in a labor trafficking case. The government charged no new entity defendants in 2018.

2018 INDIVIDUAL & ENTITY CRIMINAL DEFENDANTS

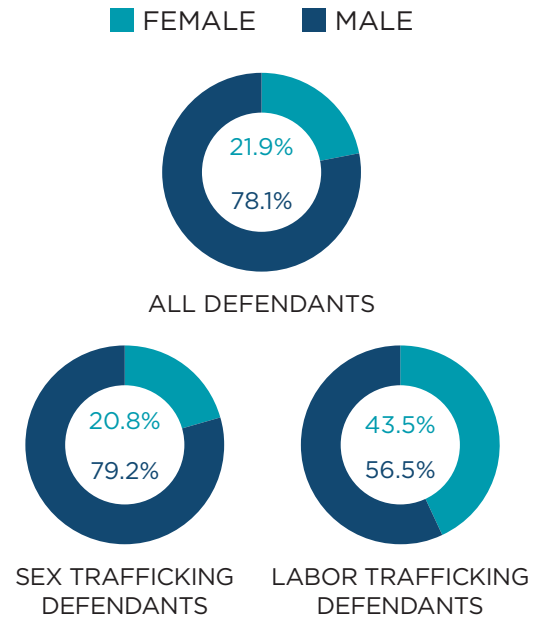


1.2.3 CRIMINAL DEFENDANT GENDER & AGE

As in 2017, most (78.1%, 949) defendants active in criminal cases in 2018 were males. The rate of males was highest among sex trafficking defendants, at 79.2% (914), compared to only 56.5% (35) among labor trafficking defendants. The percent of female defendants in labor trafficking cases was up to 43.5% (27) from 40% (22) in 2017. However, only 32.4% (220) of criminal cases active in 2018 involved female defendants, and only 16.4% (36) of those cases had no male co-defendants.¹⁴

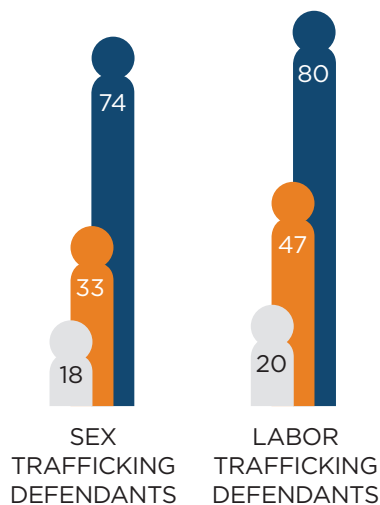
The active criminal defendants in 2018 spanned a broad age range, from 18 to 80 years old at the time of arrest.¹⁵ The youngest defendant was in a sex trafficking case, and the oldest was in a labor trafficking case. The average age of a sex trafficking defendant in 2018 was 33 years old, but the average jumped to 40 years old when limited to only buyer-defendants.¹⁶ The average age of a labor trafficking defendant was even higher, at 47 years old.

GENDER OF 2018 CRIMINAL DEFENDANTS



AGE OF DEFENDANTS AT ARREST IN 2018 CRIMINAL CASES

■ YOUNGEST ■ AVERAGE ■ OLDEST



1.2.4 CRIMINAL DEFENDANT RELATIONSHIP TO VICTIM PRE-TRAFFICKING

Many traffickers know the individuals they choose to traffic. This Report seeks to capture data on the relationships defendants had with their victims before selling them for commercial sex, forcing them to perform labor, or buying their services. Sometimes, a trafficker may be connected to his or her victims in multiple ways (e.g., cousin of one and the landlord of another), so the percentages in this section do not add up to 100%.

¹⁴ The percentages for labor trafficking defendants in this paragraph are out of the 62 defendants whose gender was known. Public sources did not provide sufficient information about defendants' race, ethnicity, national origin, citizenship, or immigration status to include in the Report.

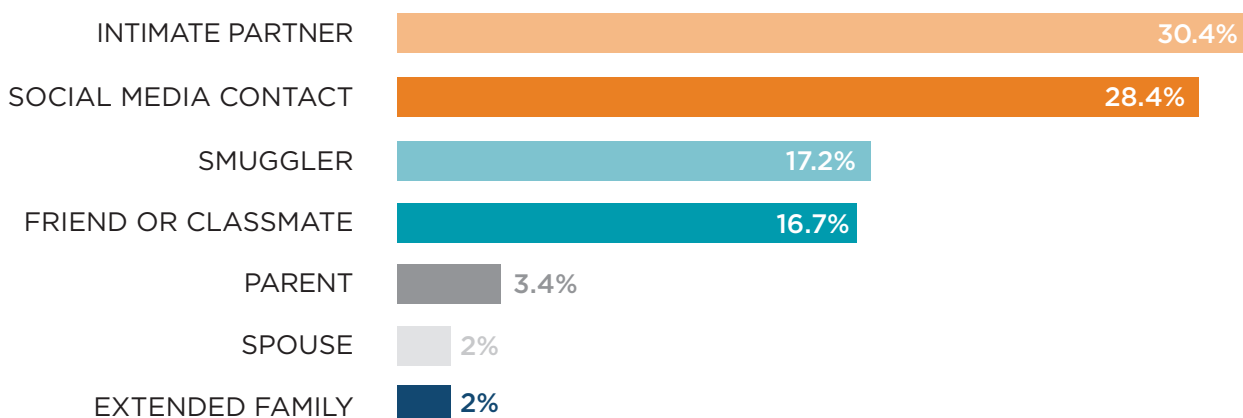
¹⁵ The oldest sex trafficking defendant was a buyer-defendant. For more information on buyer-defendants, see page 19.

¹⁶ Buyer-defendant" refers to a person who the government has charged with buying or attempting to buy commercial sex from a person, knowing or in reckless disregard of the fact that the person is a trafficking victim.

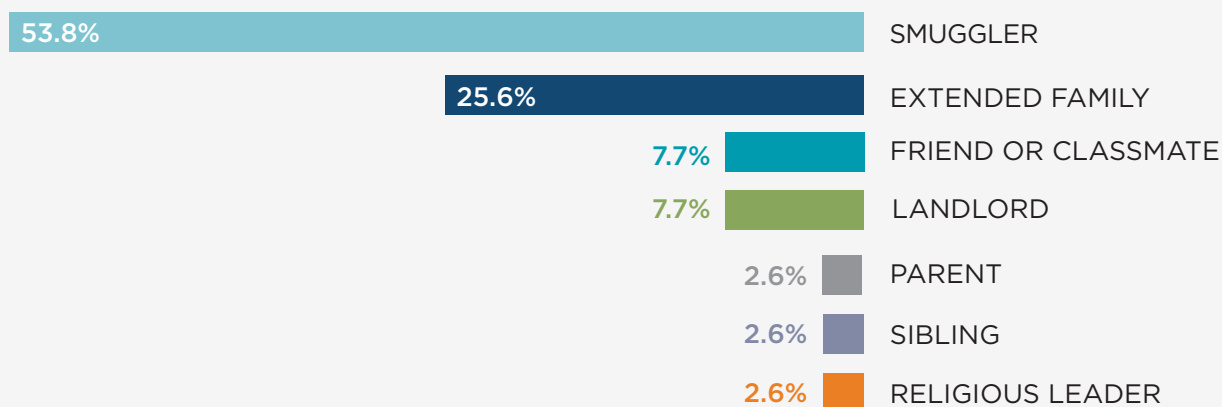
Of the 1,215 active criminal defendants in 2018, public sources identified the relationship to victim pre-trafficking for 243 (20%) defendants.¹⁷ When considering all criminal human trafficking cases, the most common identified relationship overall was intimate partner (25.5% of defendants), followed by social media contact (23.9% of defendants), and smuggler (23% of defendants). These are the same top three categories as in 2017.

When limited to sex trafficking defendants only, the most common relationships were similar: 30.4% (62) of defendants had an intimate partner relationship, 28.4% (58) were social media contacts, and 17.2% (35) were smugglers. However, the numbers shift when looking at labor trafficking defendants, for which by far the most common (53.8%, 21) relationship with their victims was that of a smuggler, followed by extended family relationships (25.6%, 10).

DEFENDANT RELATIONSHIP TO VICTIM PRE-TRAFFICKING IN 2018 CRIMINAL SEX TRAFFICKING CASES



DEFENDANT RELATIONSHIP TO VICTIM PRE-TRAFFICKING IN 2018 CRIMINAL LABOR TRAFFICKING CASES



¹⁷ This number does not include 501 instances in which the relationship to victim pre-trafficking was categorized as “other” or where there was no pre-existing relationship between the defendant and victim. This percentage also excludes entity defendants.

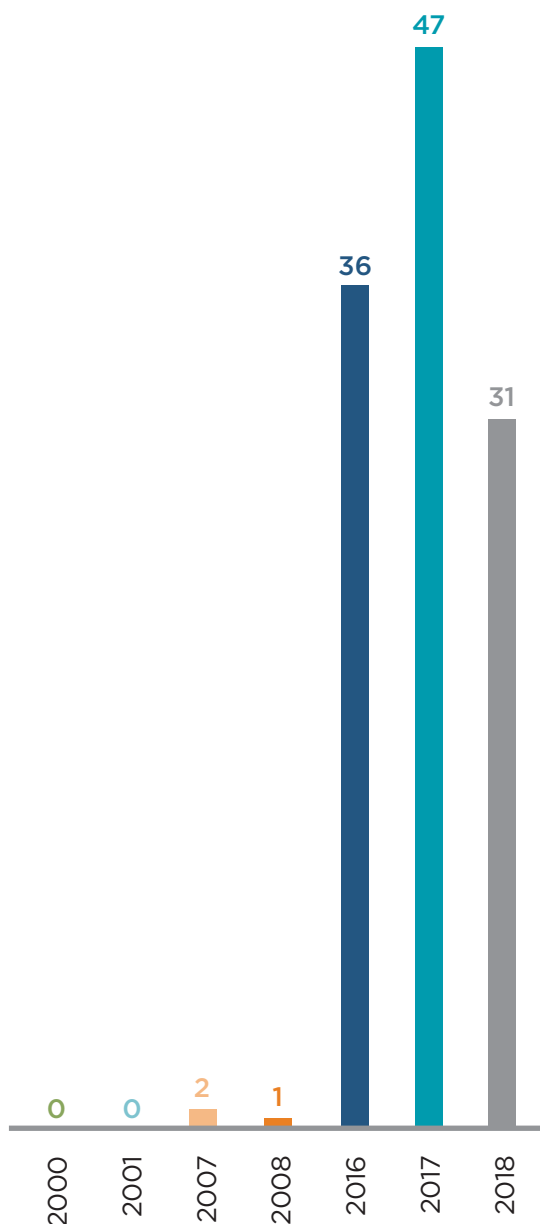
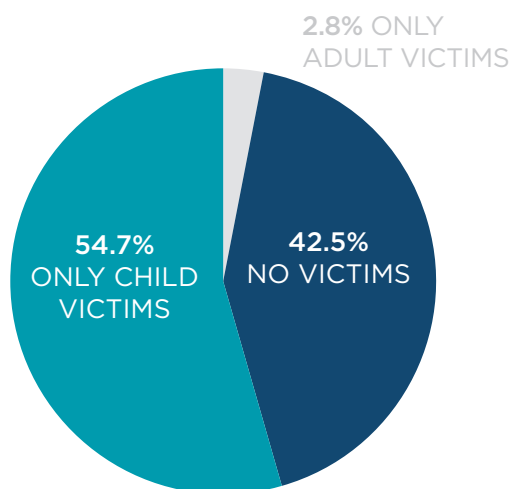
1.2.5 CRIMINAL BUYER-DEFENDANTS

“Buyer-defendant” refers to a person the government charges with buying or attempting to buy commercial sex from a trafficking victim. In 2015, Congress amended the TVPA to make it easier to prosecute buyers of forced commercial sex or buyers of commercial sex with a minor as traffickers.¹⁸ Over time, there has been an increase in the percentage of buyer-defendants the government charged in sex trafficking cases from 1.1% (1) in 2008 to 11% (31) in 2018.¹⁹

In 2018, 15.3% (99) of active criminal sex²⁰ trafficking cases involved a buyer-defendant, up slightly from 14.5% (99) in 2017, but the government charged 16 fewer buyer-defendants overall. Of the 106 buyer-defendants active in 2018, over half (54.7%, 58) were in cases with only child victims, 42.5% (45) were in sting cases involving no victims,²¹ and 2.8% (3) were in cases involving only adult victims. There were no buyer-defendants in cases involving both adults and child victims.

BUYER-DEFENDANTS CHARGED

2018 BUYER-DEFENDANTS BY CASE TYPE



¹⁸ Justice for Victims of Trafficking Act of 2015, Pub. L. No. 114-22, 129 Stat. 227 (2015).

¹⁹ In addition to comprehensive data from 2016, 2017, and 2018, the Human Trafficking Institute has limited data from several key years, including 2007, when the Department of Justice established the Human Trafficking Prosecution Unit.

²⁰ The government can prosecute buyers for sex or labor trafficking but none of the defendants in labor trafficking cases in 2017 or 2018 were buyers.

²¹ The government often charges sting cases involving no victims as attempted sex trafficking of a child because the sting operation often involves an officer posing as a child victim or posting a fake advertisement for a child victim.

1.3 CRIMINAL CHARGES

CASE EXAMPLE

CHARGES IN *UNITED STATES V. JUMROON*

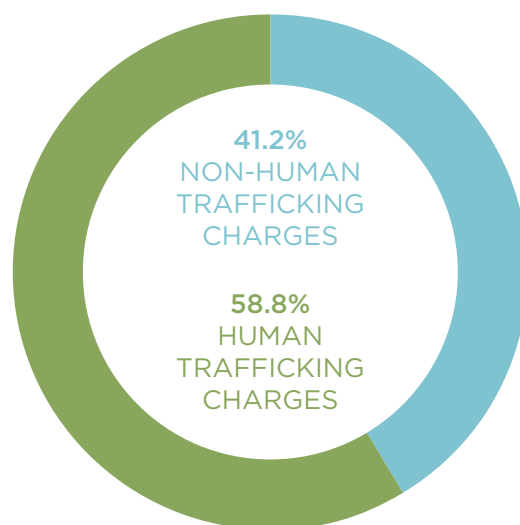
The Jumroons' conspiracy to obtain fraudulent E-2 nonimmigrant visas was in violation of 18 U.S.C. § 371 and § 1546. Under the labor trafficking statute 18 U.S.C. Section 1589, any harm, including psychological, financial, or reputational, that is sufficiently serious to compel a victim to provide labor or to continue providing labor can rise to the level of a federal offense. Although non-violent, Paul's behavior in light of the victim's known vulnerabilities—some pre-existing and some created by Paul—was sufficient to compel the victim's continued labor for the Jumroons' continued benefit. Tanya did not actively engage in the forced labor of the victim, but she lived in the home where the cooks slept on floors and couches, often with no bed or room to themselves, knew they did not possess keys to the home, and was a frequent observer of the treatment they suffered at the hands of her ex-husband. She also benefited financially from the labor trafficking compelled by Paul as prohibited by 18 U.S.C. § 1589(b).

In human trafficking cases, the government may choose to charge some defendants under the TVPA, while charging other defendants in the case with related, non-human trafficking charges. To provide a comprehensive review of criminal conduct involved in federal human trafficking cases, this Report captures every charge that the government initiated against each defendant within a human trafficking case.²² This includes both human trafficking charges and non-human trafficking charges.²³

In 2018, the government initiated 1,015 new charges against 297 defendants in criminal human trafficking cases. Of the 1,015 new charges, 58.8% (597) were human trafficking offenses, and 41.2% (418) were non-human trafficking offenses.

In sex trafficking cases, the government initiated 967 new charges against 283 defendants in 2018. Of the 967 charges, over half (59.4%) were human trafficking charges, including 370 sex trafficking charges under 18 U.S.C. § 1591, 28 charges

INITIATED CHARGES IN 2018



²² In cases where human trafficking is considered an ancillary matter, the Report includes only charges that the government brought against the defendant involved in the trafficking enterprise. See Methodology for additional information on ancillary matters.

²³ The Report categorizes a charge as a "human trafficking charge" if the charge is an offense under the TVPA or if the underlying criminal conduct of one of the following federal statutes is a TVPA offense: 18 U.S.C. § 2 Attempt, 18 U.S.C. § 371 Conspiracy, 18 U.S.C. § 1592 ITAR, and 18 U.S.C. § 1962 RICO. All other charges are categorized as "non-human trafficking charges."

for attempted sex trafficking under 18 U.S.C. § 1594(a), and 122 charges for conspiracy to commit sex trafficking under 18 U.S.C. § 1594(c).²⁴

In labor trafficking cases, the government initiated 48 new charges against 14 defendants in 2018. Of the 48 charges, 47.9% (23) were human trafficking charges, including 12 labor trafficking charges under 18 U.S.C. § 1589; two charges for peonage, slavery, involuntary servitude, or forced labor under 18 U.S.C. § 1590; and six charges for conspiracy to commit labor trafficking under 18 U.S.C. § 1594(b).²⁵

1.3.1 ACT ELEMENT

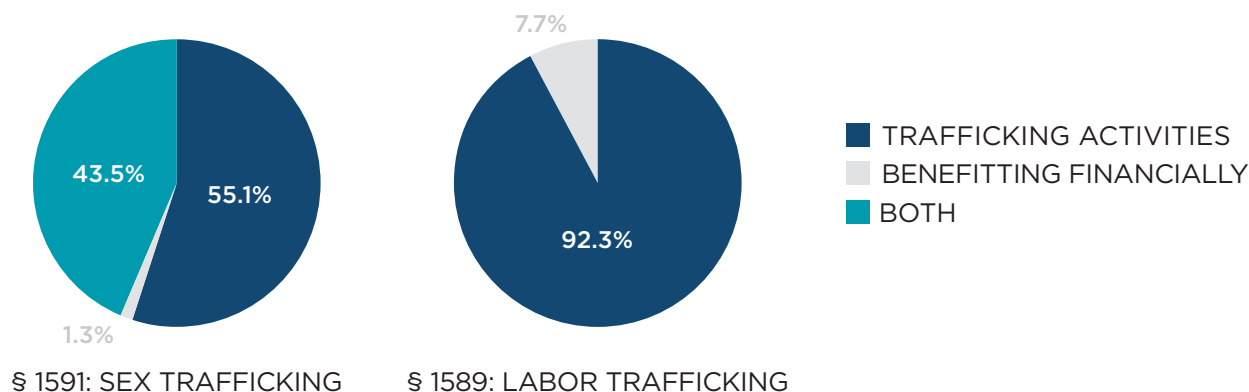
When the government charges a defendant under the TVPA's sex trafficking statute, 18 U.S.C. § 1591, the prosecution must prove that the defendant knowingly engaged in an enumerated "act" as defined by the statute. There are two different methods for satisfying the "act" element. The government can prove that the defendant: 1) engaged in

one of 10 prohibited trafficking activities;²⁶ or 2) benefited, financially or otherwise, from participating in a sex trafficking venture. The government can charge a defendant with either one or both of these methods to satisfy the "act" element.

Of the 372²⁷ initiated § 1591 sex trafficking charges in 2018, the government charged 55.1% (205) based solely on a defendant's engagement in one of the 10 prohibited trafficking activities, 1.3% (5) based solely on a defendant benefiting financially from the sex trafficking venture, and 43.5% (162) based on both the prohibited trafficking activities and benefiting financially from the sex trafficking venture.

Similarly, when the government charges a defendant under the TVPA's labor trafficking statute, 18 U.S.C. § 1589, it has two different ways of satisfying the "act" element. The government can prove that the defendant: 1) engaged in one of two prohibited trafficking activities;²⁸ or 2) benefited, financially or otherwise, from participating in a labor trafficking venture. The government can charge a defendant with either one or both of these methods to satisfy the "act" element.

2018 INITIATED CHARGES: § 1591 & § 1589 - ACT ELEMENT



²⁴ The remaining 54 human trafficking charges the government initiated against defendants in sex trafficking cases in 2018 included charges under the following criminal statutes: 18 U.S.C. § 1589 Forced Labor (1); 18 U.S.C. § 1591(d) Obstruction in a Sex Trafficking Case (4); 18 U.S.C. § 1592 Unlawful Conduct with Respect to Documents in furtherance of Trafficking (2); 18 U.S.C. § 1594(b) Conspiracy to Commit Forced Labor (3); 18 U.S.C. § 371 Conspiracy to Commit Human Trafficking (9); 18 U.S.C. § 1952 ITAR to Commit Human Trafficking (29); and 18 U.S.C. § 1962 RICO to Commit Human Trafficking (6).

²⁵ The remaining three human trafficking charges the government initiated against defendants in labor trafficking cases in 2018 included charges under the following criminal statutes: 18 U.S.C. § 1591 Sex Trafficking (2); and 18 U.S.C. § 1597 Unlawful Conduct with Respect to Immigration Documents (1).

²⁶ See 18 U.S.C. § 1591(a) ("recruits, entices, harbors, transports, provides, obtains, advertises, maintains, patronizes, or solicits").

²⁷ Three hundred and seventy of the initiated § 1591 charges were filed against defendants in sex trafficking cases; two of the initiated § 1591 charges were filed against defendants in cases that predominantly involved labor trafficking.

²⁸ See 18 U.S.C. § 1589 ("provides or obtains").

ONLY ONE LABOR TRAFFICKING CHARGE IN 2018 WAS BASED SOLELY ON A DEFENDANT BENEFITING FINANCIALLY FROM THE LABOR TRAFFICKING VENTURE. ”

Of the 13²⁹ initiated § 1589 labor trafficking charges in 2018, the government charged 92.3% (12) based solely on a defendant’s engagement in the two prohibited trafficking activities. In contrast, only one labor trafficking charge in 2018 was based solely on a defendant benefiting financially from the labor trafficking venture. The government did not charge any defendants with engaging in both the prohibited trafficking activities and benefiting financially from the labor trafficking venture.

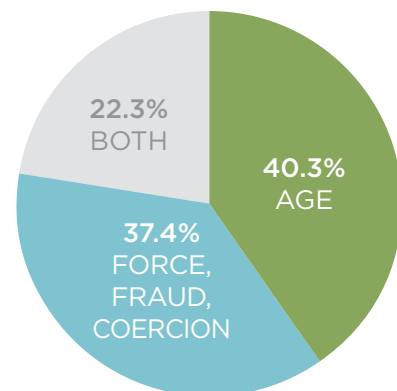
1.3.2 MEANS ELEMENT

When the government charges a defendant with sex trafficking under 18 U.S.C. § 1591, the prosecution must prove that the defendant used a particular “means” to compel the victim to engage in commercial sex. There are two different methods of satisfying the “means” element. The government can prove a defendant committed the sex trafficking offense based on the defendant’s: 1) knowledge or reckless disregard of the child victim’s age; or 2) use of force, fraud, or coercion. The government can charge a defendant with either one or both of these methods to satisfy the “means” element.

Of the 372 initiated § 1591 charges in 2018, the government charged 40.3% (150) based solely on the defendant’s knowledge or reckless disregard of the child victim’s age, 37.4% (139) based solely on the defendant’s use of force, fraud, or coercion, and 22.3% (83) based on both age and force, fraud, or coercion.

In 2018, the government initiated 170 charges against 113 defendants involved in sex trafficking cases with child victims only. In those cases, so long as the government proves that the defendant had knowledge, or a reasonable opportunity to observe, that the victim was under the age of 18, the government need not prove that the defendant used force, fraud, or coercion to compel commercial sex. The government based 67.1% (114) of the § 1591 charges against defendants in child sex trafficking cases solely on the defendant’s knowledge or reckless disregard of the age of the child victim and 31.2% (53) based on both age and force, fraud, or coercion. Only 1.8% (3) of the charges were based solely on the defendant’s use of force, fraud, or coercion.

2018 INITIATED CHARGES: § 1591 - MEANS ELEMENT



²⁹ Twelve of the initiated § 1589 charges were filed against defendants in labor trafficking cases; one of the initiated § 1589 charges was filed against a defendant in a case that predominantly involved sex trafficking.

1.4 CRIMINAL CONVICTIONS

CASE EXAMPLE

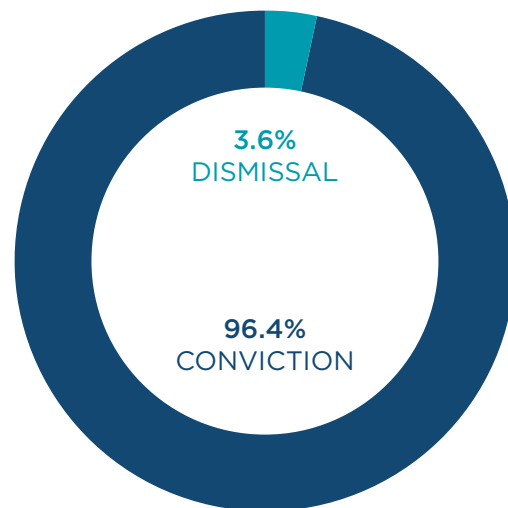
CONVICTIONS IN UNITED STATES V. JUMROON

The Jumroons both pleaded guilty to one count each of labor trafficking, or, in Tanya's case, benefiting financially from labor trafficking. In addition to the labor trafficking offenses, which were the first convictions of their kind in Oregon, Paul and Tanya also pleaded guilty to other federal charges, including conspiracy to commit visa fraud and filing false tax returns.

1.4.1 CRIMINAL CONVICTIONS, ACQUITTALS, & DISMISSALS

In 2018, federal courts resolved the criminal charges of 359 defendants. Federal judges convicted 96.4% (346) of the defendants and dismissed all charges against 3.6% (13) of the defendants. In 2018, no defendants in human trafficking cases were acquitted of every charge filed against them in a human trafficking case.

2018 CONVICTION RATE



NO DEFENDANTS IN HUMAN TRAFFICKING CASES WERE ACQUITTED IN 2018.



Over the past three years, the conviction rate for defendants in human trafficking cases has steadily increased. Federal courts convicted 91.3% (410) of the resolved defendants in 2016, 93.9% (340) of the resolved defendants in 2017, and 96.4% (346) of the resolved defendants in 2018.

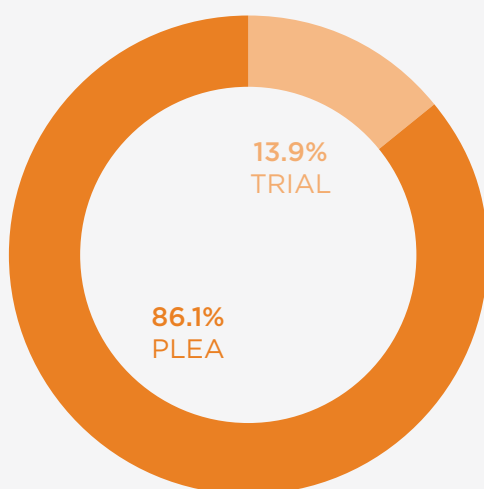
Of the 346 defendants convicted in 2018, 86.1% (298) entered a guilty plea and did not have their case tried before a jury. The remaining 13.9% (48) of the defendants went to trial and were found guilty by a jury.

Over the past three years, the number of defendants whose charges were resolved following a trial has remained relatively constant. In 2016, 51 defendants were resolved following trial; in 2017, 47 defendants were resolved following trial; and in 2018, 48 defendants were resolved following trial.

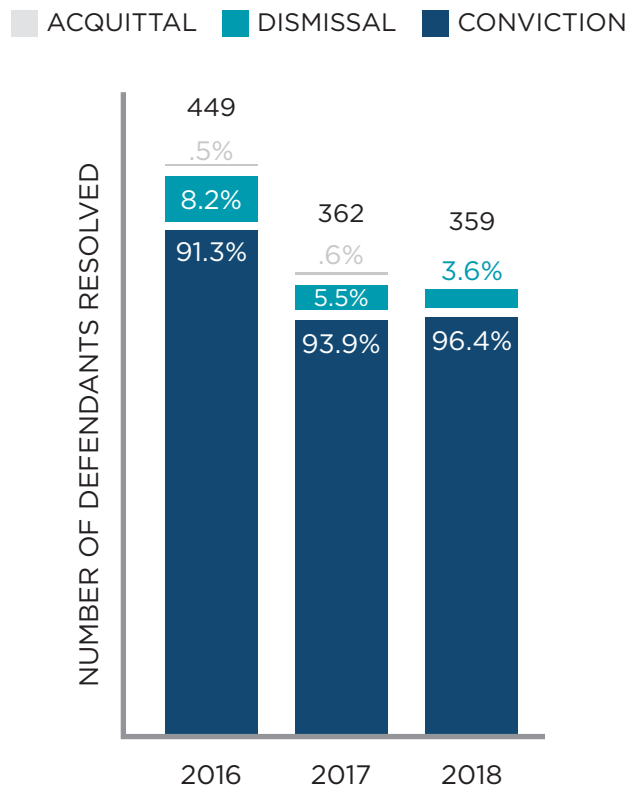
In 2018, courts convicted 100% (48) of the defendants whose charges were resolved following a trial of at least one charge. Most (93.8%, 45) were defendants in sex trafficking cases and 6.2% (3) were defendants in labor trafficking cases.

For the 13 defendants whose charges were dismissed, all were involved in sex trafficking cases. The government dismissed charges against four of the defendants; charges against the other nine defendants were dismissed by the court.

2018 CONVICTION BY PLEA OR TRIAL



CONVICTION RATE TRENDS



1.4.2 CRIMINAL DEFENDANTS RESOLVED BY CASE TYPE

Almost half (48.5%, 174) of all of the criminal defendants whose charges were resolved in 2018 were defendants in sex trafficking cases involving only child victims. Federal courts convicted 97.1% (169) of these defendants: 91.7% (155) by plea agreement and 8.3% (14) following a trial. Federal courts dismissed all charges against only five defendants.

Approximately one-third (33.7%, 121) of the defendants whose charges were resolved in 2018 were defendants in sex trafficking cases involving only adult victims or both adult and child victims. Federal courts convicted 97.5% (118) of these defendants: 79.7% (94) by plea agreement and 20.3% (24) following a trial. Federal courts dismissed all charges against only three defendants.

In 2018, 10% (36) of the defendants whose charges were resolved were buyer-defendants in sex trafficking cases. Federal courts convicted 94.4% (34) of the prosecuted buyer-defendants:

94.1% (32) by plea agreement and 5.9% (2) following a trial. Federal courts dismissed every charge against only two buyer-defendants. Of the 34 buyer-defendants convicted in sex trafficking cases, federal courts convicted 67.6% (23) of the defendants for purchasing or attempting to purchase sex with an identified child victim. The remaining 32.4% (11) of the buyer-defendants were convicted following a sting operation where law enforcement posed as a fictional victim and the buyer-defendant attempted to purchase commercial sex.

In 2018, only 6.7% (24) of the 359 defendants whose charges were resolved were defendants in labor trafficking cases. Federal courts convicted 100% (24) of the defendants in labor trafficking cases: 87.5% (21) by plea agreement and 12.5% (3) following a trial. The conviction rate of labor trafficking defendants increased from 2017, when federal courts convicted 82.6% (19) of the defendants in labor trafficking cases.

1.4.3 CRIMINAL COUNTS OF CONVICTION

In 2018, federal courts convicted 346 defendants of a total of 660 criminal counts. More than half (57.8%, 200) of the defendants were convicted of at least one human trafficking crime. The remaining 42.2% (146) were convicted only of related non-human trafficking offenses.

When evaluating these numbers, it is important to highlight that the Report tracks every charge initiated against every defendant in a human trafficking case to reflect the totality of criminal conduct involved. This includes both human trafficking and non-human trafficking charges. The

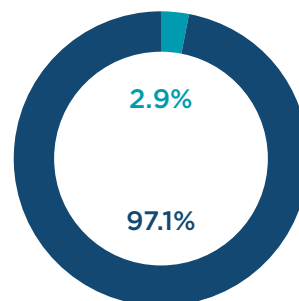
FEDERAL COURTS CONVICTED

94.4% OF THE
PROSECUTED BUYER-
DEFENDANTS.

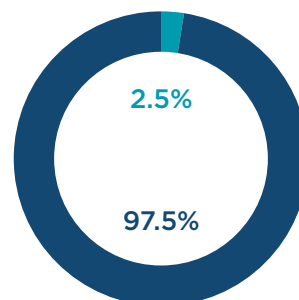


2018 CONVICTION RATE BY CASE TYPE

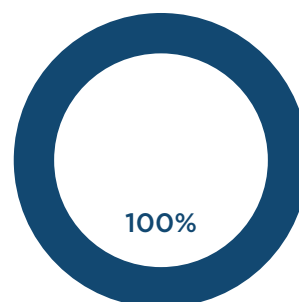
■ DISMISSAL ■ CONVICTION



SEX TRAFFICKING
OF CHILDREN ONLY



SEX TRAFFICKING OF
ADULTS ONLY OR ADULTS
AND CHILDREN



LABOR TRAFFICKING

government, in its prosecutorial discretion, does not charge every defendant in a human trafficking case with a human trafficking offense. In some human trafficking cases, the government may charge one defendant with a human trafficking offense, while charging other defendants under statutes outside of the TVPA. In other human trafficking cases, the government may not prosecute any defendant under the TVPA.³⁰ Because this Report intends to capture every federal human trafficking case, it includes defendants prosecuted under the TVPA, as well as those charged with related offenses, so long as there is an identified victim of human trafficking in the case.

The large majority (93.1%, 322) of the defendants convicted in 2018 were in sex trafficking cases. Federal courts convicted 59.6% (192) of the defendants in sex trafficking cases of at least one human trafficking charge; the remaining 40.4% (130) were convicted only of non-human trafficking charges. Of the 130 defendants in sex trafficking cases whom courts did not ultimately convict of a human trafficking offense in 2018, 53.8% (70) were charged with a human trafficking offense to begin with. Ninety-six percent (67) of these defendants pled down to a lesser, non-human trafficking offense. The remaining 46.2% (60) of defendants not convicted of human trafficking were never charged with a human trafficking offense.

Federal courts found 33.3% (8) of the 24 defendants convicted in labor trafficking cases guilty of at least one human trafficking offense. Six of these defendants were convicted of labor trafficking under 18 U.S.C. § 1589 and two of the defendants were convicted of unlawful conduct with respect to documents under 18 U.S.C. § 1592. Federal courts found 66.7% (16) of the defendants convicted in labor trafficking cases guilty of only non-human trafficking charges. Eight of these defendants were charged with a human trafficking offense but pled down to a lesser non-human trafficking offense. The other eight defendants were never initially charged with a human trafficking offense.

The corresponding chart provides the most common human trafficking counts of conviction in 2018 by offense charged. Of the 200 defendants convicted of a human trafficking charge in 2018, federal courts convicted 149 defendants of one human trafficking charge, 43 defendants of two to

2018 COUNTS OF CONVICTION



| 2018 HUMAN TRAFFICKING COUNTS OF CONVICTION | COUNTS |
|---|--------|
| 18 U.S.C. § 1591 Sex Trafficking | 175 |
| 18 U.S.C. § 1594(c) Sex Trafficking Conspiracy | 83 |
| 18 U.S.C. § 1952 ITAR to Commit Trafficking Offense | 24 |
| 18 U.S.C. § 1591(d) Obstructing Enforcement of Sex Trafficking Offense | 6 |
| 18 U.S.C. § 1589 Forced Labor | 6 |
| 18 U.S.C. § 1594(a) Attempted Sex Trafficking | 5 |
| 18 U.S.C. § 371 Conspiracy to Commit Human Trafficking Offense | 4 |
| 18 U.S.C. § 1592 Documents | 2 |
| 18 U.S.C. § 1590 Trafficking for Peonage, Slavery, Involuntary Servitude, or Forced Labor | 2 |

four human trafficking charges, and eight defendants of five or more human trafficking charges. This chart captures the total number of convictions by individual count, not by defendant convicted. One defendant may have been convicted of multiple counts of the same offense.

³⁰ For example, an accused trafficker may agree to plead guilty to a charge outside of the TVPA prior to indictment. In such a case, the government's charging instrument against that defendant would reflect only non-human trafficking offenses. Alternatively, the government may prosecute a human trafficking defendant under a non-TVPA statute, such as the Mann Act, due to evidentiary challenges or other prosecutorial strategy. For more information on these cases, see Methodology.

Federal courts also found defendants guilty of a variety of non-human trafficking offenses in 2018. The following chart lists the most frequently convicted non-human trafficking charges in trafficking cases by count of conviction, not by defendant. Federal courts may have convicted one defendant of multiple counts of the same offense.

| 2018 NON-HUMAN TRAFFICKING COUNTS OF CONVICTION | COUNTS |
|---|--------|
| Mann Act | 113 |
| Child Pornography | 49 |
| 18 U.S.C. § 1952 ITAR | 27 |
| Drug-Related Offense | 19 |
| 18 U.S.C. § 1962 RICO | 17 |
| 8 U.S.C. § 1324 Alien Harboring | 17 |
| 18 U.S.C. § 1959 Violent Crimes in Aid of Racketeering Activity | 14 |
| 18 U.S.C. § 1351 Fraud in Foreign Labor Contracting | 11 |
| 18 U.S.C. § 922(g) Felon in Possession of Firearm | 11 |
| 18 U.S.C. § 1029 Fraud and related activity in connection with access devices | 8 |
| 18 U.S.C. § 371 Conspiracy to commit offense or to defraud United States | 8 |
| 18 U.S.C. § 1341 Mail Fraud | 7 |
| 18 U.S.C. § 924(c) Possession of a Firearm (Crime of Violence) | 7 |
| 18 U.S.C. § 1512 Witness Tampering | 5 |

1.4.4 PRE-TRIAL DETENTION

In 2018, federal courts detained 78.6% (272) of the 346 convicted defendants prior to trial. Twenty percent (70) of the defendants were released pending trial upon the execution of a bond and/or subject to certain conditions.³¹

Defendants charged in a sex trafficking case were more likely than defendants charged in a labor trafficking case to be detained prior to trial. Of the 322 defendants convicted in sex trafficking cases in 2018, 82.6% (266) were detained prior to trial. In comparison, of the 24 defendants convicted in labor

trafficking cases, only 25% (6) were detained prior to trial.

Federal courts detained 46.2% (6) of the defendants whose charges were eventually dismissed against them prior to their dismissal. The remaining 53.8% (7) of defendants whose charges were eventually dismissed were released as they awaited the resolution of their charges.

For 42 of the convicted defendants released prior to trial, public sources indicated the bond amount that federal courts ordered to secure their release. These orders ranged from \$1,500 to \$300,000 per defendant, with an average bond amount of \$41,476.19.

PRE-TRIAL DETENTION IN 2018 CRIMINAL CASES



³¹ For 1.2% (4) of the convicted defendants, the public sources did not clearly indicate whether the defendant was detained or released prior to trial.

1.5 CRIMINAL SENTENCES

1.5

CRIMINAL SENTENCES

CASE EXAMPLE

SENTENCING IN *UNITED STATES V. JUMROON*

In December 2018, a federal judge for the District of Oregon sentenced Paul to 37 months in prison and three years of supervised release. The same judge also sentenced Tanya to five years of probation for benefiting financially from the forced labor scheme. The judge further ordered, and defendants agreed to, a joint and several restitution order for unpaid wages to four employees totaling more than \$130,000, and back taxes to the IRS in an amount in excess of \$120,000.

Labor trafficking and benefiting financially from trafficking each carry a maximum prison sentence of 20 years, the highest possible sentence of any of the offenses to which the Jumroons pleaded guilty. Neither defendant had any prior criminal history, making both defendants a criminal history category I for the purpose of the federal sentencing guidelines.

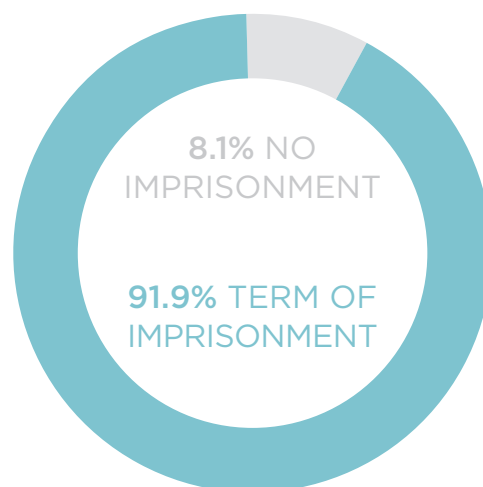
In 2018, federal courts sentenced 345 defendants in 212 human trafficking cases. Almost 93% (320) of the defendants were in sex trafficking cases, and 7.2% (25) were in labor trafficking cases.

1.5.1 IMPRISONMENT

TERM OF IMPRISONMENT

Federal courts ordered 91.9% (317) of the 345 defendants sentenced in 2018 some term of imprisonment. The remaining 8.1% (28) of the sentenced defendants received no term of imprisonment. For the defendants not ordered to serve a term of imprisonment, 25 were defendants in sex trafficking cases, and three were defendants in labor trafficking cases.

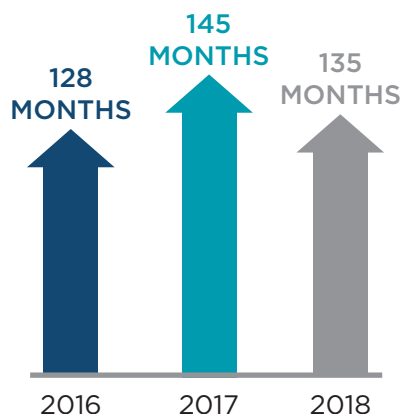
2018 DEFENDANTS SENTENCED TO TERM OF IMPRISONMENT



In 2018, federal courts sentenced defendants to an average of 135 months (11 years, 3 months) in prison, with sentences ranging from two months to 540 months (45 years). The average length of imprisonment imposed in 2018 declined from 2017, when federal courts sentenced defendants to an average of 145 months (12 years, 1 month). However, the average length of imprisonment in 2018 is up from 2016, when federal courts sentenced defendants to an average of 128 months (10 years, 8 months).

Defendants who entered guilty pleas faced an average of 117 months (9 years, 9 months) behind bars, while those who were convicted following a trial were sentenced to an average of 268 months (22 years, 4 months) in prison.

AVERAGE TERM OF IMPRISONMENT TREND



2018 AVERAGE TERM OF IMPRISONMENT BY TYPE OF RESOLUTION



LIFE SENTENCES

In 2018, federal courts ordered eight defendants to life in prison. All eight defendants were in sex trafficking cases. In comparison, federal courts sentenced seven defendants to life imprisonment in 2017 and 10 defendants to life imprisonment in 2016.

IMPRISONMENT BY CASE TYPE

The average sentence for a trafficking defendant varied in 2018 based on the type of trafficking in the case. Defendants sentenced to imprisonment in a sex trafficking case faced an average of 140 months (11 years, 8 months) in prison. Sex trafficking defendants who entered guilty pleas saw their average term of imprisonment at 120 months (10 years), while those who were convicted following a trial faced an average of 290 months (24 years, 2 months).

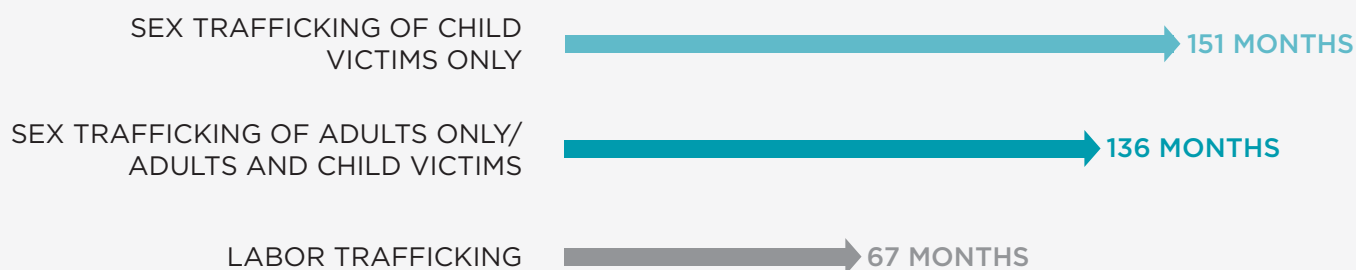
The average term of imprisonment for defendants sentenced in sex trafficking cases also varied based on the age of victims exploited in the trafficking enterprise. In sex trafficking cases where there were child victims only, defendants faced an average of 151 months (12 years, 7 months) in prison, while defendants in sex trafficking cases with adults only or adults and child victims saw an average of 136 months (11 years, 4 months) in prison.

In 2018, federal courts sentenced 27 buyer-defendants. The sentences ranged from 24 months (2 years) to 372 months (31 years), with an average sentence of 155 months (12 years, 11 months). Ten of the convicted buyer-traffickers were in a sting case where law enforcement posed as the victim and there were no real victims exploited in the case. The sentences for these buyer-traffickers ranged from 30 months (2 years, 6 months) to 235 months (19 years, 7 months), with an average sentence of 127 months (10 years, 7 months).

For convictions under the TVPA's sex trafficking statute, 18 U.S.C. § 1591, federal law requires courts to sentence defendants to a minimum of 10 years. In 2018, federal courts sentenced defendants convicted of at least one count of § 1591 to an average of 209 months (17 years, 5 months) in prison. Federal courts failed to sentence nine defendants convicted of § 1591 to the 10-year mandatory minimum. Instead, sentences for these defendants ranged from 36 to 112 months. One of the nine defendants was a buyer-trafficker, who was sentenced to 72 months (6 years) in prison.

Defendants sentenced to imprisonment as part of a labor trafficking case averaged 67 months (five years, seven months) in prison. Sentences ranged from four months to 480 months (40 years).³² Labor trafficking defendants who entered guilty pleas saw their average term of imprisonment at 74 months (six years, two months), while those who were convicted after a trial faced an average of 25 months (two years, one month) in prison. The average length of imprisonment for a defendant in a labor trafficking case increased 116% between 2017 and 2018. In 2017, federal courts sentenced labor trafficking defendants to an average of 31 months (two years, seven months) in prison.

2018 AVERAGE TERM OF IMPRISONMENT BY CASE TYPE



1.5.2 MONETARY PENALTIES IN CRIMINAL CASES

FINES

Federal courts can impose a monetary fine as a part of a convicted defendant's sentence in a human trafficking case. In 2018, courts ordered only 5.8% (20) of the 346 convicted defendants to pay a fine. Ninety-four percent (326) of the convicted defendants received no fine as a part of their sentence. Of the 20 defendants ordered to pay a fine, 16 were in sex trafficking cases and four were in labor trafficking cases.

Federal courts ordered a total of \$312,150.00 in fines in 2018. The fines ranged from \$250 to \$100,000 per defendant, with an average fine of \$15,607.50. The lowest and highest fines were both in sex trafficking cases. Although the number of defendants ordered to pay a fine in 2018 dropped slightly from 2017 when 21 defendants were ordered to pay a fine, the average fine imposed per defendant increased by 154.7%. In 2017, the average fine imposed per defendant was \$6,128.57.

In 2018, federal courts ordered three defendants to pay both a monetary fine and pay victim restitution. For 67.1% (232) of the defendants convicted in 2018, courts ordered neither a monetary fine nor victim restitution.

³² The labor trafficking defendant sentenced to 480 months in prison was involved in a criminal enterprise where labor trafficking was ancillary to the case. The federal court sentenced the defendant to 240 months (20 years) for his 18 U.S.C. § 1589 labor trafficking conviction.

FOR **67.1%** OF THE DEFENDANTS CONVICTED
IN 2018, COURTS ORDERED NEITHER A MONETARY
FINE NOR VICTIM RESTITUTION.



SPECIAL ASSESSMENT

The 2015 TVPA amendments included a provision that defendants convicted of human trafficking crimes or other offenses related to the sexual abuse and exploitation of children must pay a \$5,000 special assessment into a “Domestic Trafficking Victims Fund.”³³ Indigent defendants are excluded from having to pay this additional special assessment. The special assessment is scheduled to end on September 30, 2019.

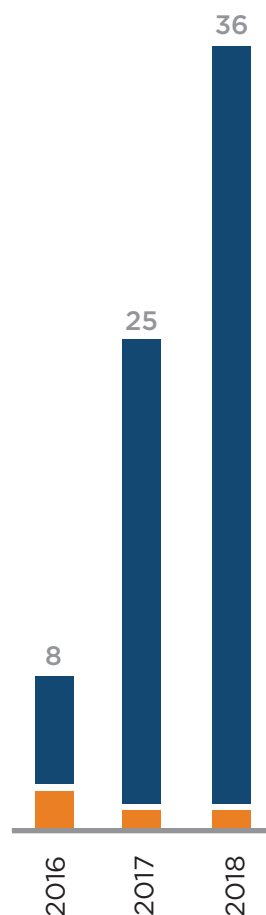
In 2018, federal courts ordered 36 defendants to pay the \$5,000 special assessment. Thirty-five of these defendants were in sex trafficking cases and one defendant was in a labor trafficking case. The number of defendants ordered to pay a special assessment has increased over the past three years. Federal courts ordered eight defendants to pay the special assessment in 2016 and 25 defendants to pay the special assessment in 2017.

1.5.3 RESTITUTION

The TVPA requires federal courts to order convicted defendants to pay restitution to their victims if the defendant is convicted of a human trafficking offense.³⁴ A federal court can also, in its discretion, order a defendant convicted of a non-human trafficking offense to pay victim restitution.

DEFENDANTS ORDERED TO PAY \$5,000 SPECIAL ASSESSMENT

■ SEX TRAFFICKING ■ LABOR TRAFFICKING



³³ 18 U.S.C. § 3014's \$5,000 special assessment applies to defendants convicted under Chapter 77, 109A, 110, 117, and 8 U.S.C. § 1324.

³⁴ 18 U.S.C. § 1593.

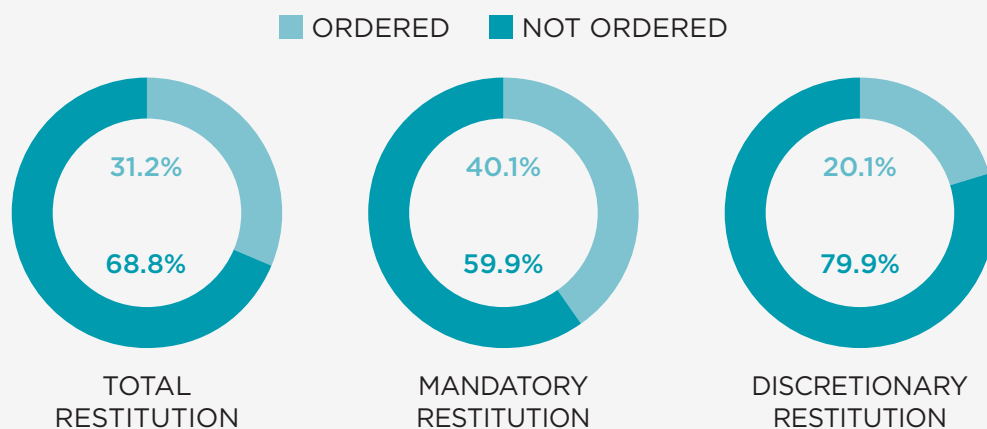
TOTAL RESTITUTION ORDERS

In 2018, federal courts ordered 31.2% (97) of the 311 defendants convicted in cases involving at least one identified victim of trafficking to pay victim restitution.³⁵ From 2016 to 2018, the percentage of defendants ordered to pay restitution has increased by 64%. Federal courts ordered 19% of the defendants convicted in 2016 to pay restitution and 21.9% of the defendants convicted in 2017 to pay restitution.

DEFENDANTS ORDERED TO PAY RESTITUTION³⁶



2018 RESTITUTION BY CONVICTION TYPE



MANDATORY & DISCRETIONARY RESTITUTION

In 2018, federal courts convicted a total of 172³⁷ defendants after finding them guilty of a human trafficking offense that triggered the TVPA's mandatory restitution provision. Of the defendants convicted of a crime that triggered mandatory restitution, courts ordered 40.1% (69) to pay victim restitution. For the remaining 59.9% (103) of the defendants, federal courts failed to order victim restitution, even though it was mandatory under the TVPA. The percentage of defendants ordered to pay mandatory restitution increased 63.7% from 2017, when federal courts ordered only 24.5% of defendants to pay mandatory restitution.

³⁵ The remaining 35 of the 346 convicted defendants were in cases where public sources did not include an identified trafficking victim.

³⁶ This chart considers defendants convicted in cases with at least one identified victim of trafficking.

³⁷ These 172 defendants were all convicted in cases involving at least one identified victim of trafficking. The Report excludes defendants convicted in cases where there was no victim named in the charging instrument, or where there was a fictional victim used as a part of a sting operation by law enforcement, as federal courts would not typically order victim restitution against these defendants.

Federal courts, in their discretion, also ordered 28 defendants who were convicted only of a charge that did not trigger the TVPA's mandatory restitution provision to pay restitution. Of the 97 defendants ordered to pay restitution in 2018, 71.1% (69) received mandatory restitution orders and 28.9% (28) received discretionary restitution orders.

RESTITUTION BY CASE TYPE

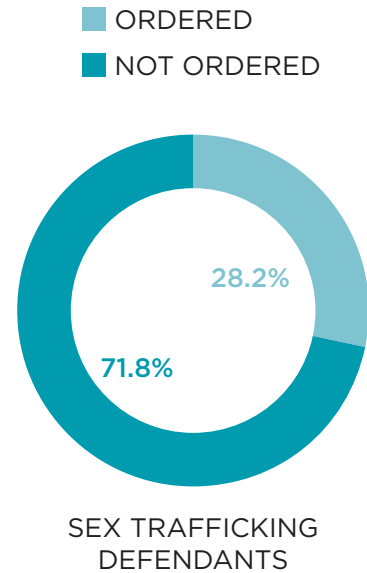
Of the 97 restitution orders that federal courts issued in 2018, 83.5% (81) were in sex trafficking cases and 16.5% (16) were in labor trafficking cases. In 2018, federal courts were more likely to order victim restitution against defendants in labor trafficking cases than those in sex trafficking cases. Of the 287³⁸ defendants convicted in a sex trafficking case with an identified victim of trafficking, federal courts ordered only 28.2% (81) to pay victim restitution. In comparison, of the 24 defendants convicted in a labor trafficking case, federal courts ordered 66.7% (16) to pay victim restitution.

AMOUNT OF RESTITUTION ORDERS

In 2018, federal courts ordered a total of \$9,299,574.13 in restitution in 70 cases involving 213 victims. The amount of restitution per case varied widely from \$10.00 to \$2,535,153.80, with an average restitution award per case of \$132,851.06. Both the lowest and highest restitution awards in 2018 were in sex trafficking cases.

In labor trafficking cases, the restitution orders ranged from \$18,950.00 to \$343,569.46. In 2018, the average restitution award per sex trafficking case was \$134,260.77 and the average restitution award per labor trafficking case was \$124,392.80.

2018 RESTITUTION BY CASE TYPE



THE PERCENTAGE OF DEFENDANTS ORDERED TO PAY MANDATORY RESTITUTION INCREASED

63.7% FROM 2017. ”

³⁸ This number excludes defendants convicted in sex trafficking cases where there was no victim named in the charging instrument or where there was a fictional victim used as part of a sting operation by law enforcement.

1.6 VICTIMS IN CRIMINAL CASES

1.6

VICTIMS IN CRIMINAL CASES

CASE EXAMPLE

VICTIMS IN *UNITED STATES V. JUMROON*

After learning about the E-2 visa program, Paul traveled to Thailand on multiple occasions to recruit Thai cooks to work in the Jumroons' restaurants in Oregon and Washington.³⁹ Knowing the cooks could not afford to pay for their own travel and visas to come to the United States, Paul paid those expenses with the agreement the cooks would work at his restaurants to reimburse him over time. Paul also made other promises involving free room and board, work hours, and pay rates. None of the cooks that Paul recruited had ever been to the United States, nor did they speak English or know anyone in Oregon or Washington. They left behind family, friends, community, and stable employment in order to take advantage of the promise of a rare and lucrative opportunity offered by the defendant.

³⁹ Although court filings make clear that Paul Jumroon recruited multiple chefs from Thailand, both he and Tanya Jumroon pleaded guilty to only one count of forced labor and benefiting financially from forced labor respectively.

This Report does not capture extensive data on trafficking victims, due to limited information in public sources, press releases, and news stories. In many cases, the exact number of victims is unknown.³⁹ Sources may refer to victims in groups rather than individually, or prosecutors may not bring charges against a trafficker based on each individual victim.

Public sources regarding the 680 criminal cases active in 2018 identified a total of 1,649 victims. Of those victims, 94.7% (1,561) were in sex trafficking cases, and 5.3% (88) were in labor trafficking cases.

Over half (58.3%, 353) of cases with identified victims were multi-victim cases, including 58.6% (336) of sex trafficking cases. The Southern District of California prosecuted the largest criminal sex trafficking case that was active in 2018, which involved 24 identified victims.

VICTIMS IN 2018 CRIMINAL CASES BY CASE TYPE



³⁹ The information in this Report about victims that federal court documents identified should not be used to express the overall prevalence of human trafficking in the United States.

Multi-victim cases were less common in criminal labor trafficking prosecutions, 51.5% (17) of which identified multiple victims. The Eastern District of Pennsylvania prosecuted the largest criminal labor trafficking case, which involved 11 identified victims. On average, 2018 active criminal sex trafficking cases involved two identified victims while labor trafficking cases involved three identified victims.

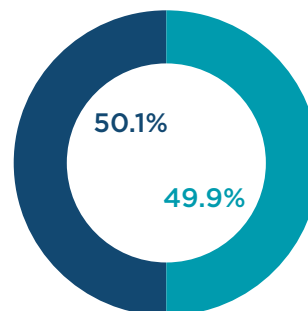
1.6.1 AGE OF VICTIMS IN CRIMINAL CASES

Of the 1,649 victims in criminal cases active in 2018, public sources identified if the victims were adults or children 91.3% (1,506) of the time. Of the victims known to be adults or children, 49.9% (752) were adults and 50.1% (754) were child victims. When limited to labor trafficking cases only, the majority (90.9%, 80) of victims were adults, compared to sex trafficking cases where the majority (52.6%, 746) of victims were children. The exact age of the victim at the time of exploitation was identifiable only for 480 (29.1%) victims. The youngest victims were one-year-olds and the oldest was 38 years old. Of the victims whose exact age was publicly available, the average age was 16 years old.

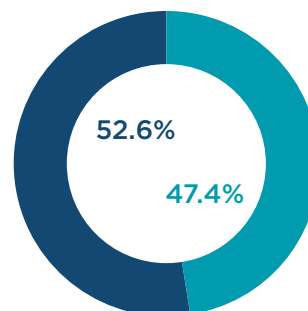
THE YOUNGEST
VICTIMS WERE
**ONE-YEAR-
OLDS.** ”

AGE OF VICTIMS IN 2018 CRIMINAL CASES

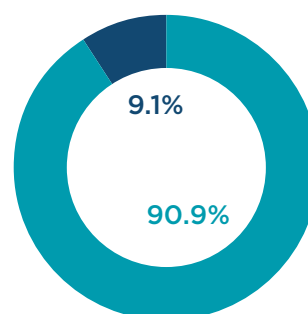
■ ADULTS
■ CHILDREN



ALL VICTIMS



SEX TRAFFICKING
VICTIMS

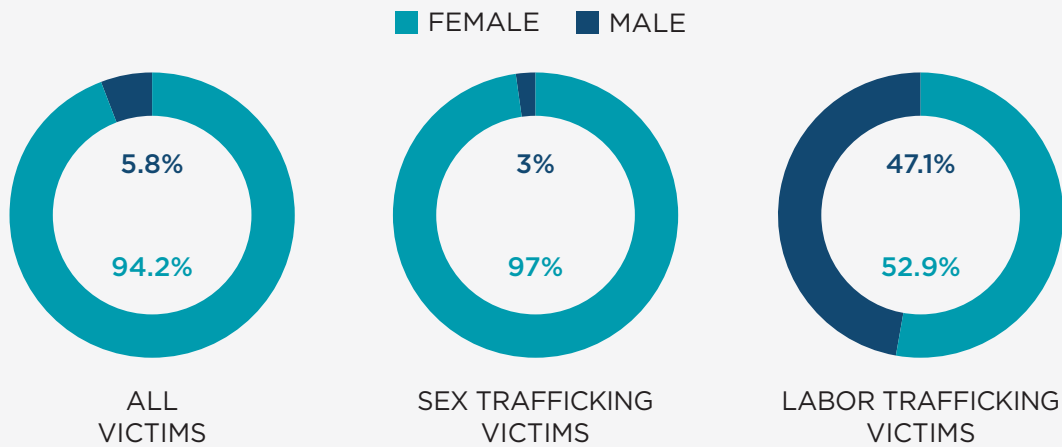


LABOR
TRAFFICKING
VICTIMS

1.6.2 GENDER OF VICTIMS IN CRIMINAL CASES

Public sources identified the gender of 97.6% (1,610) of the 1,649 victims in 2018 active criminal cases. Of victims whose gender was known, the great majority (94.2%) were female. In fact, public sources identified only 93 male victims in all criminal cases that were active in 2018, compared to 1,517 female victims. When broken out by case type, the percentage of female victims in active criminal cases jumps to 97% (1,463) in sex trafficking cases but drops to 52.9% (54) in labor trafficking cases.

GENDER OF VICTIMS IN 2018 CRIMINAL CASES



GENDER OF VICTIMS IN 2018 INITIATED CRIMINAL CASES



Strikingly, only three male victims were identified in cases the government charged in 2018 compared to 271 females. Two of the male victims were exploited in labor trafficking cases that took place in restaurants. The other male victim was involved in a sex trafficking case.

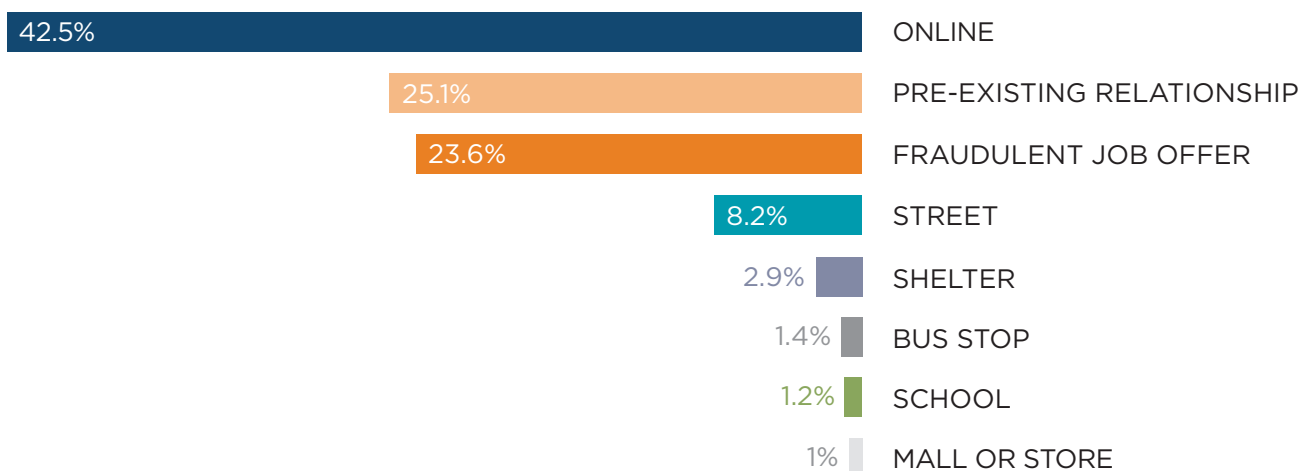
1.6.3 METHODS OF RECRUITMENT IN CRIMINAL CASES

Traffickers recruit victims for their trafficking operations in numerous ways—on the street, online, at school, and through other tactics. This Report seeks to capture information about where and how traffickers obtain victims. Since traffickers may use more than one method of recruitment, the numbers in this section do not add up to 100%.

Online recruitment was the most common (42.5%, 218) method of recruitment public sources identified among sex trafficking victims.⁴⁰ In fact, the use of the internet to recruit victims was a method alleged solely in sex trafficking cases, and not in labor trafficking cases. Other methods of recruitment defendants allegedly used to recruit sex trafficking victims were pre-existing relationships (25.1%, 129) and fraudulent job offers (23.6%, 121). Defendants also allegedly recruited sex trafficking victims on the street (8.2%, 42), at shelters (2.9%, 15), and at bus stops (1.4%, 7).⁴¹ Notably, when looking only at victims in 2018 initiated sex trafficking cases for whom a method of recruitment was identifiable, public sources mentioned online recruitment 46.6% (48) of the time, a rate that has increased significantly over the past 10 years from 16.9% (10) in 2008.

In labor trafficking cases, fraudulent job offers were much more prevalent than in sex trafficking cases, allegedly impacting 75.3% (55) of victims. The only other method of recruitment that public sources mentioned in labor trafficking cases was pre-existing relationships, which came up for 26% (19) of victims for whom public sources identified a method of recruitment. The Report defines the recruitment method as a “pre-existing relationship” when the defendant knew the victim prior to the exploitation and did not fabricate a relationship with the victim solely for the purpose of recruitment and subsequent exploitation. This includes familial relationships, romantic relationships, and friendships.

METHODS OF RECRUITMENT IN 2018 CRIMINAL SEX TRAFFICKING CASES



METHODS OF RECRUITMENT IN 2018 CRIMINAL LABOR TRAFFICKING CASES



⁴⁰ Percentages in this section are based on the methods of coercion used against the 586 victims for whom at least one method of recruitment was identified: 513 sex trafficking victims and 73 labor trafficking victims.

⁴¹ See Methodology for a complete list of methods of recruitment.

1.7 JUDGES IN CRIMINAL CASES

Four hundred and nine federal district court judges presided over all 680 of the active criminal human trafficking cases in 2018. A little more than 40.1% (164) of those judges presided over more than one case. In total, 392 federal district court judges presided over criminal sex trafficking cases, and 32 presided over criminal labor trafficking cases. Of the 409 total judges, 69.4% (284) were male and 30.6% (125) were female. This tracks the gender breakdown of federal district judges generally.⁴² Further, 56.4% (229) of the judges⁴³ were appointees of Democratic presidents, and 43.6% (177) were appointees of Republican presidents.

1.7.1 PUNISHMENT ORDERED BY JUDGES IN CRIMINAL CASES

In 2018, 176 judges sentenced criminal defendants. In these cases, 64.8% (114) of the judges were male and 35.2% (62) were female. Additionally, 56.6% (99) of the sentencing judges were appointees of Democratic presidents and 43.4% (76) were appointees of Republican presidents. Republican-appointed judges ordered four of the six life sentences ordered in 2018. They also ordered longer terms of imprisonment for buyer-traffickers than Democrat-appointed judges by 22 months. Similarly, female judges ordered longer terms of imprisonment for buyer-traffickers than male judges by eight months.

2018 AVERAGE TERM OF IMPRISONMENT ORDERED FOR BUYER-TRAFFICKERS



⁴² As of June 1, 2017, 66% (376) of the district court judges were male and 34% (194) of the district court judges were female. Barry J. McMillion, Cong. Research Serv., R43426, U.S. Circuit and District Court Judges: Profile of Select Characteristics 15 (2017).


⁴³ All breakdowns by political appointment in this section are based on the 406 judges for whom the appointing party was readily identifiable.

1.7.2 RESTITUTION ORDERED BY JUDGES IN CRIMINAL CASES


In 2018, 64 judges ordered defendants to pay victim restitution. Of those judges, 43.8% (28) were female and 56.3% (36) were male. In 2016 and 2017, female judges ordered higher amounts of restitution on average than males. However, in 2018, male judges ordered higher amounts of restitution than females, with males ordering an average of \$142,292 and females ordering an average of \$120,974.

In contrast, political appointment numbers stayed on trend in 2018, with Republican-appointed judges ordering higher amounts of restitution on average than Democrat-appointed judges. Although Republican-appointed judges ordered an average of \$183,430 and Democrat-appointed judges ordered an average of \$90,258, Democrat-appointed judges ordered restitution more often (in 54.7% of cases) compared to Republican-appointed judges (49.3% of cases).

2018 AVERAGE RESTITUTION ORDERED BY GENDER OF JUDGES



2018 AVERAGE RESTITUTION ORDERED BY POLITICAL APPOINTMENT OF JUDGES



FEMALE JUDGES ORDERED LONGER TERMS OF IMPRISONMENT FOR BUYER-TRAFFICKERS THAN MALE JUDGES BY **EIGHT** MONTHS.



1.8 LOCATION OF CRIMINAL DEFENDANTS

Justice sector efforts to combat human trafficking vary across the 94 federal judicial districts. This Report aims to capture data on where the federal government is charging and prosecuting defendants in federal sex trafficking and labor trafficking cases.

1.8.1 CHARGED CRIMINAL DEFENDANTS

In 2018, the government charged 297 defendants in sex trafficking and labor trafficking cases in 59 federal districts. The districts ranked in the top 10 by number of defendants charged in 2018 are the Southern District of New York (25), the District of Maryland (15), the Southern District of Florida (14), the Southern District of Texas (14), the Northern District of Texas (13), the Eastern District of New York (12), the Southern District of Iowa (10), the Eastern District of Pennsylvania (10), the Western District of Texas (10), the District of Oregon (9), and the District of South Carolina (9).

Federal districts in 66.1% (37) of the United States and U.S. territories charged at least one new case in 2018. Of these states and territories, only 12.5% (7) had districts that charged defendants in labor trafficking cases, compared to 64.3% (36) that charged defendants in sex trafficking cases.

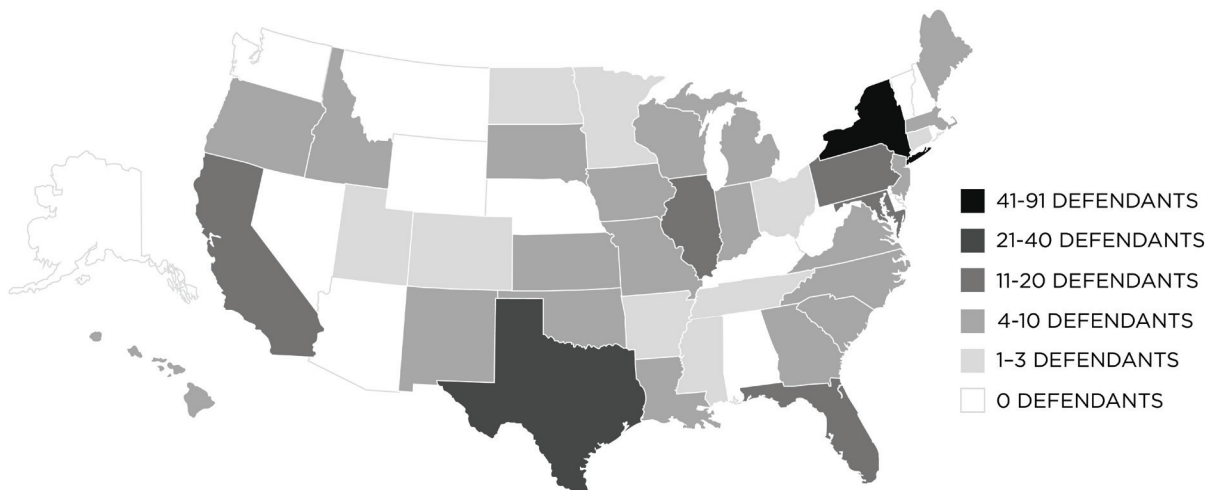
ONLY **SEVEN** [STATES AND
TERRITORIES] HAD DISTRICTS
THAT CHARGED DEFENDANTS IN
LABOR TRAFFICKING CASES.



TOP 10 DISTRICTS BY DEFENDANTS CHARGED IN 2018

| | | | |
|-----------|--|---------------|----------|
| 1 | NEW YORK SOUTHERN (Manhattan) | 25 defendants | 12 cases |
| 2 | MARYLAND | 15 defendants | 10 cases |
| 3 | FLORIDA SOUTHERN (Miami) | 14 defendants | 9 cases |
| | TEXAS SOUTHERN (Houston) | 14 defendants | 7 cases |
| 5 | TEXAS NORTHERN (Dallas) | 13 defendants | 7 cases |
| 6 | NEW YORK EASTERN (Brooklyn) | 12 defendants | 5 cases |
| 7 | IOWA SOUTHERN (Des Moines) | 10 defendants | 4 cases |
| | PENNSYLVANIA EASTERN (Philadelphia) | 10 defendants | 7 cases |
| | TEXAS WESTERN (San Antonio) | 10 defendants | 6 cases |
| 10 | OREGON | 9 defendants | 4 cases |
| | SOUTH CAROLINA | 9 defendants | 4 cases |

NUMBER OF CRIMINAL DEFENDANTS CHARGED IN 2018



U.S. TERRITORIES



1.8.2 ACTIVE CRIMINAL DEFENDANTS

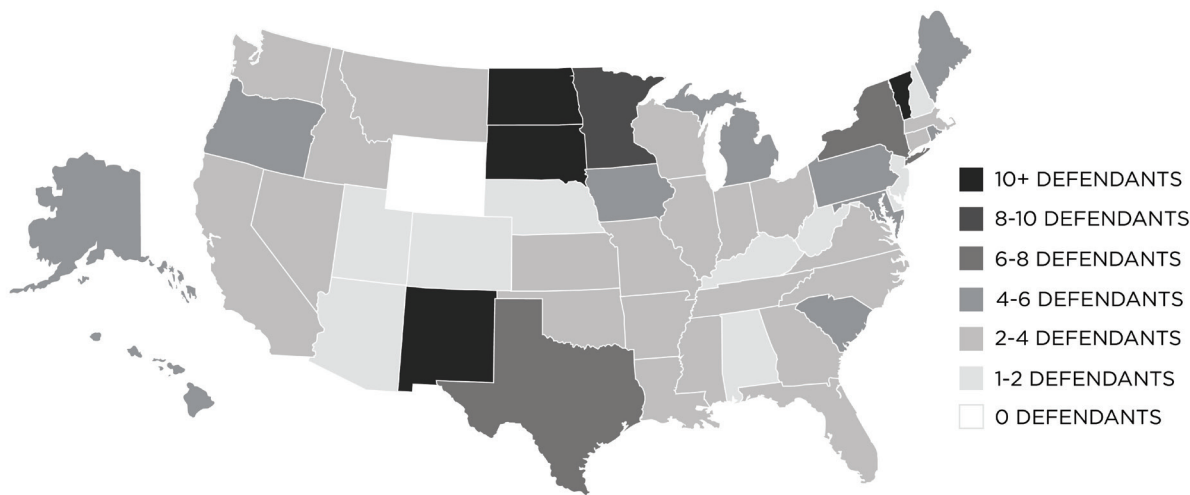
Of the 94 federal districts, 91.5% (86) had at least one active criminal case in 2018. The top 10 districts based on the number of active defendants prosecuted in 2018 ranged from 84 defendants in the Southern District of Texas to 30 defendants in the District of South Carolina. Although the top 10 districts represent less than 11% of all federal districts, prosecutors in these districts handled 39.7% (483) of the 1,217 active defendants in 2018. There is significant overlap between these districts and the districts that prosecuted the most defendants in sex trafficking cases involving child victims only (the most common type of federal criminal human trafficking case). Across all federal districts, 84% (79) handled at least one defendant in a sex trafficking case involving child victims only. In contrast, only 66% (62) of districts handled at least one defendant in a sex trafficking case that involved adults, and 26.6% (25) handled defendants in sting cases without any victims. Even fewer districts—only 27.7% (26)—handled defendants in labor trafficking cases.

In 2018, the 10 states with the greatest number of active human trafficking defendants at the federal level were Texas (177), New York (126), California (102), Pennsylvania (72), Michigan (59), Florida (53), Minnesota (48), Georgia (37), Illinois (34), and Virginia (33). However, the top 10 list shifts when controlling for the population size of each state (see per capita map). Federal districts in these states handled 60.9% (741) of the 1,217 active defendants.⁴⁴ Federal districts in the Northern Mariana Islands handled the most defendants per capita, which was a total of six defendants. Notably, only 20 (35.7%) of the 56 United States and U.S. territories handled at least one defendant in an active labor trafficking case.

| TOP 10 DISTRICTS BY DEFENDANTS IN 2018 CRIMINAL SEX TRAFFICKING CASES INVOLVING CHILD VICTIMS | | |
|---|-------------------------------------|---------------|
| 1 | TEXAS SOUTHERN (Houston) | 47 defendants |
| 2 | TEXAS NORTHERN (Dallas) | 37 defendants |
| 3 | NEW YORK SOUTHERN (Manhattan) | 35 defendants |
| 4 | MICHIGAN EASTERN (Detroit) | 20 defendants |
| 5 | VIRGINIA EASTERN (Alexandria) | 19 defendants |
| 6 | MARYLAND | 18 defendants |
| | PENNSYLVANIA EASTERN (Philadelphia) | 18 defendants |
| 8 | OHIO NORTHERN (Cleveland) | 14 defendants |
| 9 | ILLINOIS NORTHERN (Chicago) | 13 defendants |
| | INDIANA SOUTHERN (Indianapolis) | 13 defendants |

⁴⁴ Some states have multiple federal districts.

NUMBER OF 2018 CRIMINAL DEFENDANTS PER CAPITA (DEFENDANTS PER 1,000,000 PEOPLE)



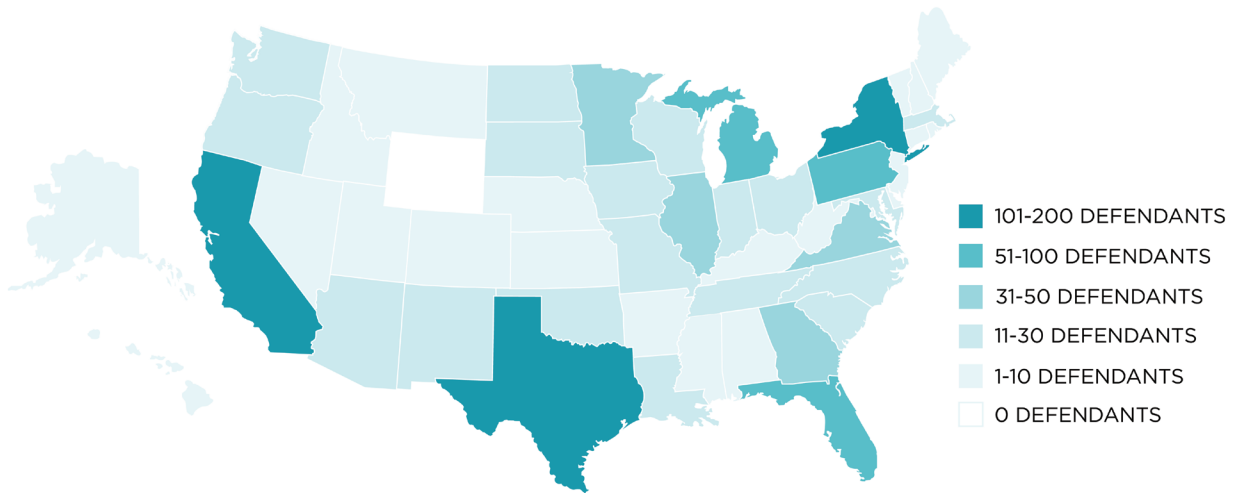
U.S. TERRITORIES



TOP 10 DISTRICTS BY DEFENDANTS IN 2018 CRIMINAL SEX TRAFFICKING CASES INVOLVING ADULTS ONLY OR ADULT & CHILD VICTIMS

| | |
|--|---------------|
| 1 MINNESOTA | 42 defendants |
| 2 TEXAS SOUTHERN (Houston) | 34 defendants |
| 3 MICHIGAN EASTERN (Detroit) | 30 defendants |
| 4 NEW YORK EASTERN (Brooklyn) | 27 defendants |
| TEXAS NORTHERN (Dallas) | 27 defendants |
| 6 CALIFORNIA EASTERN (Sacramento) | 20 defendants |
| 7 GEORGIA MIDDLE (Macon) | 18 defendants |
| NEW YORK SOUTHERN (Manhattan) | 18 defendants |
| 9 NEW YORK WESTERN (Buffalo) | 17 defendants |
| SOUTH CAROLINA | 17 defendants |

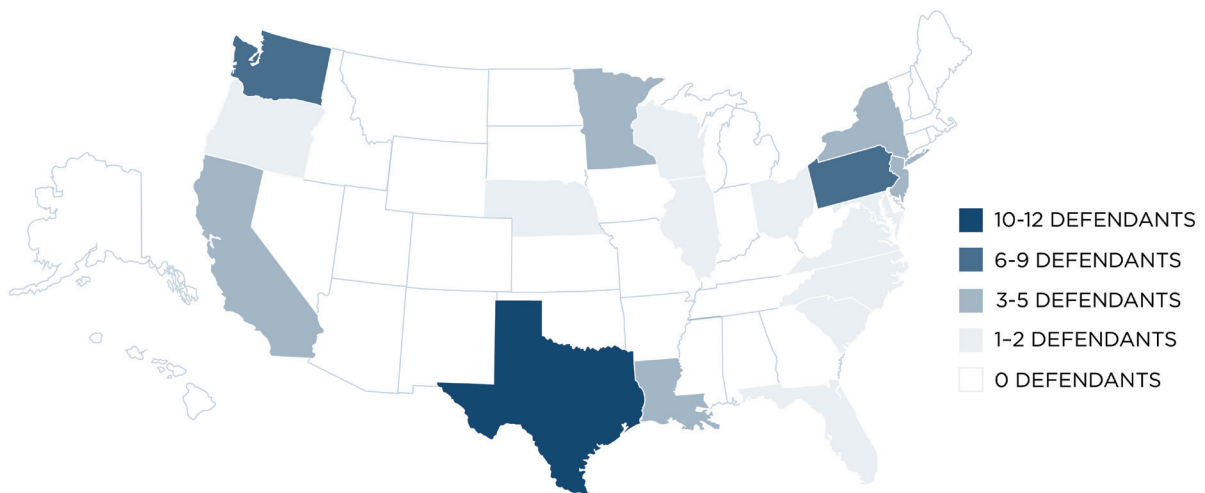
NUMBER OF 2018 CRIMINAL DEFENDANTS



U.S. TERRITORIES



NUMBER OF 2018 CRIMINAL LABOR TRAFFICKING DEFENDANTS



U.S. TERRITORIES

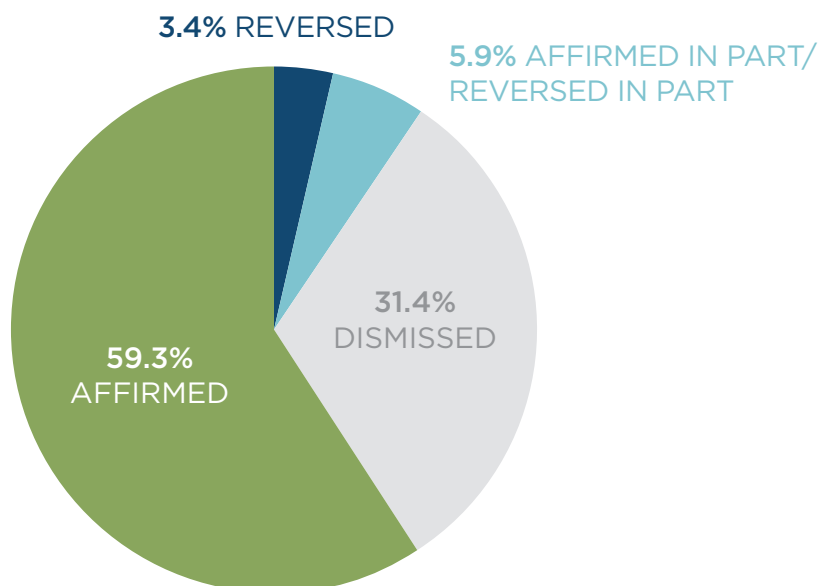


1.9 CRIMINAL APPEALS

In 2018, 96 defendants in active cases filed 98 notices of direct appeal from district court convictions or sentences. Of the appeals, 90.8% (89) were in sex trafficking cases and 9.2% (9) were in labor trafficking cases. Active defendants also filed 19 writs of certiorari in 2018, three of which the U.S. Supreme Court denied in 2018. The other 16 requests are still pending. Although the Supreme Court did not grant any of the 2018 writs of certiorari that defendants filed in 2018, they did accept one case from 2017.

Appellate courts resolved 118 appeals in criminal cases in 2018. One hundred and eleven of these appeals were by defendants in sex trafficking cases and seven were by defendants in labor trafficking cases. The appellate courts or appellants dismissed 31.4% (37) of appeals prior to reaching the merits. Twenty-eight (75.7%) of the dismissed cases were dismissed by the court, and nine (24.3%) were dismissed by the appellants voluntarily. Of the 81 appeals that courts decided on the merits, the courts affirmed the lower court decision in 70 (86.4%) appeals, reversed the lower court's decision in four (4.9%) appeals, and affirmed in part and reversed in part the lower court decision in seven (8.6%) appeals.

DISPOSITION OF APPEALS RESOLVED IN 2018



1.10 LENGTH OF RESOLUTION FOR CRIMINAL DEFENDANTS

The length of time it took a federal court to resolve charges against a defendant in a human trafficking case varied based on the manner by which a defendant's charges were resolved, as well as the type of trafficking involved in the case. In determining the length of resolution for each defendant, the Report calculates the number of months between the date the government filed the initial charging instrument against the defendant and the date the defendant's time to file a notice of appeal has expired.

1.10.1 LENGTH OF RESOLUTION IN ALL CRIMINAL CASES

When considering all defendants resolved in 2018, the average length of resolution was 26 months (2 years, 2 months). The shortest time it took a federal court to resolve a defendant's charges was six weeks. In comparison, the longest time it took a federal court to resolve a defendant's charges was 90 months (7 years, 6 months).

Defendants who entered into plea agreements resolved their charges faster than those who had their charges heard by a jury. On average, federal courts resolved charges against a defendant who pled guilty in 23 months (1 year, 11 months), compared to 42 months (3 years, 6 months) for a defendant who went to trial.

AVERAGE LENGTH OF RESOLUTION FOR 2018 CRIMINAL DEFENDANTS BY DISPOSITION TYPE



THE SHORTEST TIME IT TOOK A FEDERAL COURT TO RESOLVE A DEFENDANT'S CHARGES WAS **SIX WEEKS.**



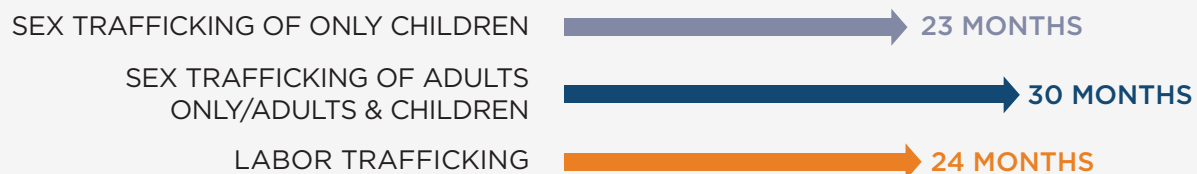
THE LONGEST TIME THAT IT TOOK A FEDERAL COURT TO RESOLVE A DEFENDANT'S CHARGES WAS **90 MONTHS.** ”


1.10.2 LENGTH OF RESOLUTION BY PRIMARY CASE TYPE

The length of time it took a federal court to resolve charges against a defendant also varied based on the type of trafficking involved in the case. It took federal courts an average of 23 months (1 year, 11 months) to resolve charges against defendants in sex trafficking cases with child victims only. In comparison, it took federal courts an average of 30 months (2 years, 6 months) to resolve charges against defendants in sex trafficking cases of adults only or of both adults and children.

In 2018, federal courts resolved charges against labor trafficking defendants in an average of 24 months (2 years). The length of time it took to resolve charges against a defendant in a labor trafficking case ranged from eight months to 69 months (5 years, 9 months). Charges resolved against labor trafficking defendants in 2018 took an average of nine months longer than those resolved in 2017, when federal courts resolved charges against labor trafficking defendants in an average of 15 months (1 year, 3 months).

AVERAGE LENGTH OF RESOLUTION FOR 2018 CRIMINAL DEFENDANTS BY CASE TYPE





SECTION 2: CIVIL HUMAN TRAFFICKING CASES

2.1 CIVIL CASES

ROSS V. JENKINS

CASE EXAMPLE

At the age of 21, Kendra Ross gathered the courage and strength to leave a nationwide cult called The Value Creators Inc., formerly known as United Nation of Islam (“UNOI”), and its leader, Royall Jenkins. At a shelter for human trafficking survivors, Ms. Ross met her counsel and decided to file a civil suit against her traffickers.* In her complaint, Ms. Ross alleged UNOI and Jenkins forced her to work more than 40,000 uncompensated hours from 2002 until her 2012 escape from the cult. In addition to dictating when and where members worked, the cult controlled every aspect of their lives, including where they lived, their education, their diet, and whom they married.

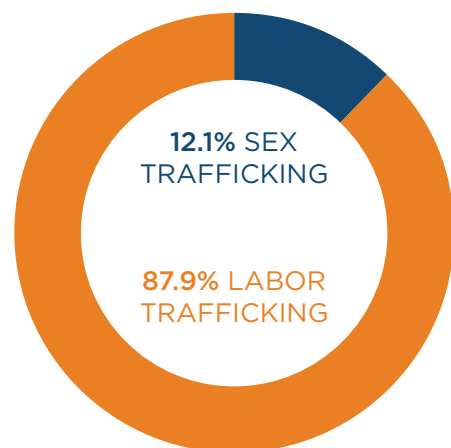
Jenkins, UNOI, and The Value Creators profited from unpaid, trafficked laborers who worked around the clock at the cult’s businesses, restaurants, and homes. Jenkins and his cult own and operate restaurants and bakeries across the country. The businesses market themselves under variations on the names. Most of these entities are registered to do business under The Value Creators and/or UNOI, and name Jenkins and a number of others as officers or registered agents for each business. The cult also operates a “Community House of Wellness” in Kansas City, Kansas. Other businesses associated with the cult include, *inter alia*, “Unlimited Earth Creations Construction Company,” “Universal Gateway Transportation,” and “Royall’s Finest Coffee.” In addition, Jenkins and the corporate defendants force cult members to provide childcare, cooking, and cleaning to the leaders’ families.

* Ross v. Jenkins, 2:14-cv-2547. Ms. Ross is represented by Betsy Hutson and a team of attorneys at McGuireWoods LLP, including Jonathan Blank, Phil Chang, Cristin Traylor, Chris McEachran, Katlyn Farrell, Andrew Thornton-Dibb, and Kayla Marshall. Gillian Chadwick of Washburn University serves as local counsel.

The TVPA provides victims of trafficking with a civil remedy against their traffickers. Bringing a civil lawsuit may be a good option for many trafficking victims because the burden of proof they must satisfy to hold their traffickers accountable is less than in criminal cases. This lower standard means traffickers who are able to avoid criminal prosecution for their exploitative conduct may be held accountable in a civil matter. Moreover, unlike in criminal cases, which are brought by the government, victims who bring civil suits may fully participate in the proceedings if they so choose. Despite the potential benefits, however, victims rarely sue under the TVPA.

There were 91 active civil human trafficking cases in 2018, comprising 31 new civil suits, up slightly from 29 new suits in 2017, and 60 ongoing suits initiated in previous years. In contrast to criminal cases, the majority (87.9%, 80) of civil suits in 2018 were labor trafficking cases and only (12.1%, 11) were sex trafficking cases. Of the 31 new suits, four (12.9%) were sex

2018 CIVIL CASES BY PRIMARY CASE TYPE



trafficking cases and 27 (87.1%) were labor trafficking. Of the 91 active cases, 18 (19.8%) concluded in 2018, meaning the court resolved every claim against every defendant.

Nineteen of the 91 active cases were class actions: two (10.5%) were sex trafficking cases, and 17 (89.5%) were labor trafficking cases. Five (26.3%) of the class actions involved allegations of labor trafficking within immigration detention facilities, and two (10.5%) of the class actions related to high-profile allegations of both sex and labor trafficking within USA Olympic sports committees.

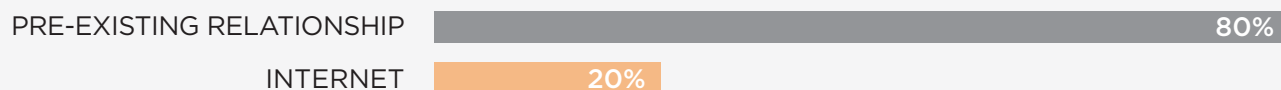
2.1.1 BUSINESS MODELS IN CIVIL CASES

The Report collects data on the location or platform (“business models”) civil sex trafficking defendants allegedly used to solicit buyers of commercial sex from trafficking victims or arrange commercial sex transactions

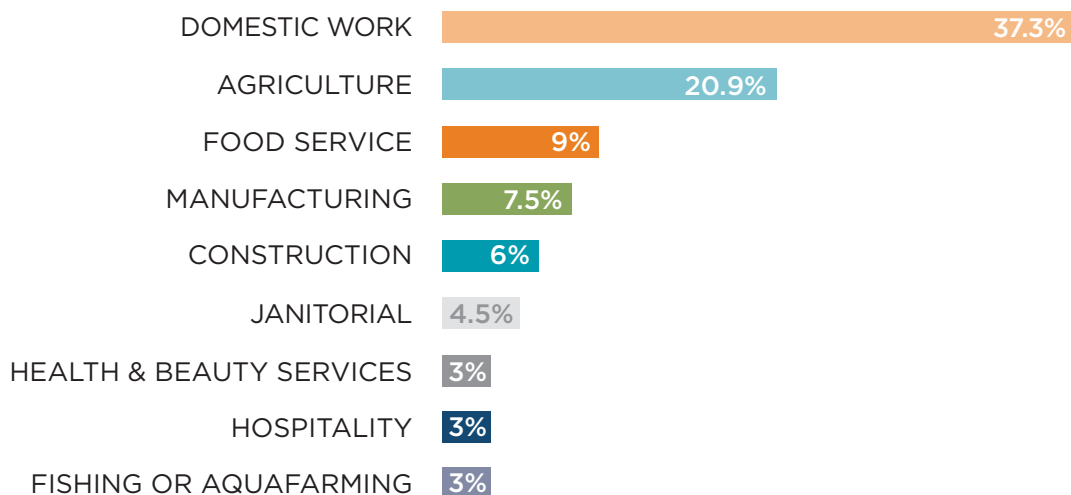
with trafficking victims. Of the 11 active civil sex trafficking cases in 2018, public sources only identified the business model in five cases,⁴⁵ one of which involved an internet-based business model. The remaining four cases were part of the high-profile sexual abuse allegations against actor Harvey Weinstein, USA Diving, and the Ohio State Diving Club. The report classifies these cases as involving the “pre-existing relationship” business model.

The Report also captures data on the economic sectors or industries (“business models”) where civil labor defendants allegedly exploit their victims. Of the 67 labor trafficking cases active in 2018 where public sources identified the business model, 37.3% (25) of the cases involved defendants forcing a victim to perform domestic work (nanny, housemaid, cook, etc.); 20.9% (14) involved a defendant forcing a victim to work in agriculture; and 9% (6) involved defendants forcing victims to work in a restaurant or in the food industry. Other business models that public sources mentioned less frequently were manufacturing (7.5%, 5), construction (6%, 4), and janitorial services (4.5%, 3).

BUSINESS MODELS IN 2018 CIVIL SEX TRAFFICKING CASES



BUSINESS MODELS IN 2018 CIVIL LABOR TRAFFICKING CASES



⁴⁵ This number excludes two cases in which the business model was classified as “Other.”

2.1.2 METHODS OF RECRUITMENT IN CIVIL CASES


Traffickers recruit victims for their trafficking operations in numerous ways. This Report seeks to capture information about where and how traffickers obtain victims. A trafficker may use multiple methods to recruit victims. For example, a trafficker may target an individual with whom the trafficker has a pre-existing relationship and then offer that individual a fraudulent job. Accordingly, the numbers in this section do not add up to 100%.

In 2018, there were 64 cases where public sources identified at least one method of recruitment:⁴⁶ seven sex trafficking cases and 57 labor trafficking cases. The only two methods named in sex trafficking cases were exploitation of pre-existing relationships (71.4%, 5) and fraudulent job offers (42.9%, 3). In contrast, in labor trafficking cases, fraudulent job offers was by far the most common method of recruitment, impacting victims in 98.2% (56) of cases where a method was identified. The other methods that public sources mentioned in labor trafficking cases were exploitation of pre-existing relationships (5.3%, 3) and online recruitment (1.8%, 1).

METHODS OF RECRUITMENT IN 2018 CIVIL SEX TRAFFICKING CASES



METHODS OF RECRUITMENT IN 2018 CIVIL LABOR TRAFFICKING CASES



⁴⁶ This number excludes cases in which the only identified method of recruitment was categorized as “Unknown.”

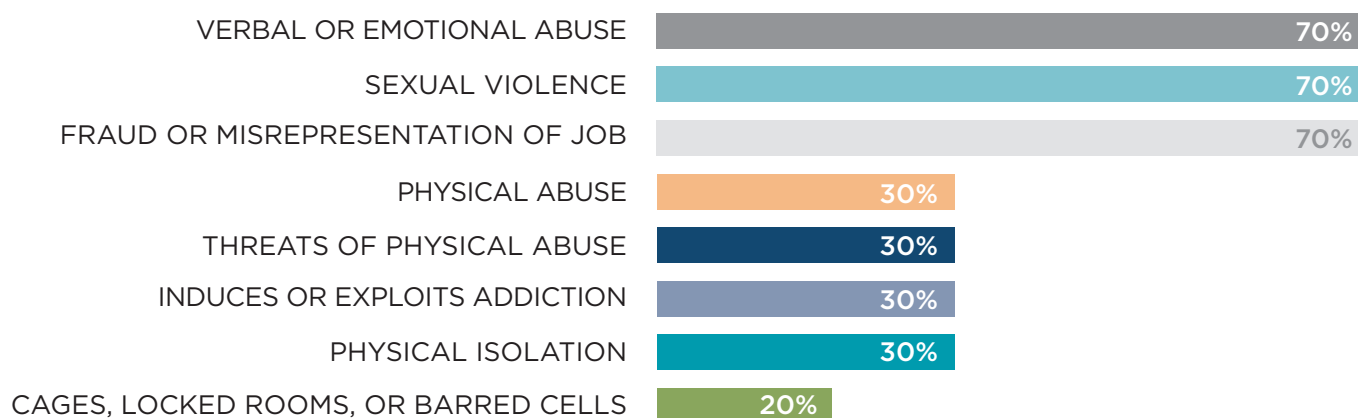
2.1.3 METHODS OF COERCION IN CIVIL CASES

Another set of data captured by the Report is the methods allegedly used by civil defendants to coerce victims to engage in commercial sex or forced labor. Because traffickers often use multiple forms of coercion, the numbers in this section do not add up to 100%.

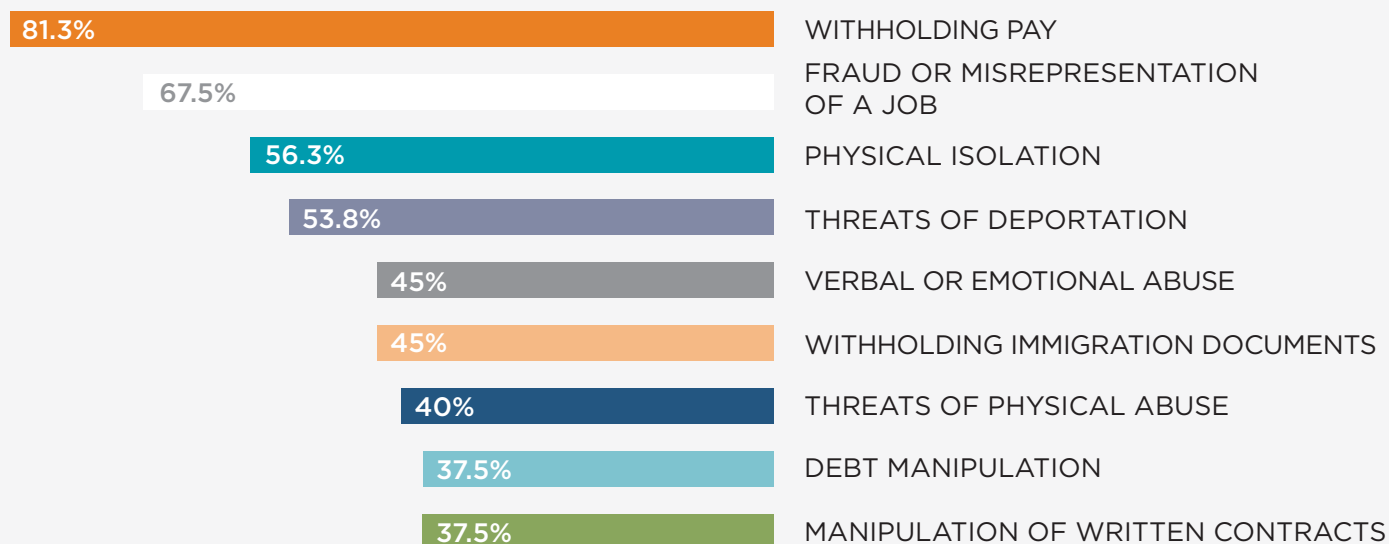
Public sources identified methods of coercion in 90 active civil cases. Of the 10 active sex trafficking cases where public

sources identified at least one method of coercion in 2018, the most common were verbal and emotional abuse, sexual violence, and fraud or misrepresentation of a job, all of which tied at 70% (7) of cases. In contrast, the most common methods in the 80 labor trafficking cases where the coercive method was identified were withholding pay (81.3%, 65), fraud or misrepresentation of a job (67.5%, 54), and physical isolation (56.3%, 45). Notably, in cases in which a method was identified, threats of deportation was named in 43 (53.8%) labor trafficking cases, compared to zero sex trafficking cases.

METHODS OF COERCION IN 2018 CIVIL SEX TRAFFICKING CASES



METHODS OF COERCION IN 2018 CIVIL LABOR TRAFFICKING CASES



2.2 CIVIL DEFENDANTS

2.2

CIVIL DEFENDANTS

CASE EXAMPLE

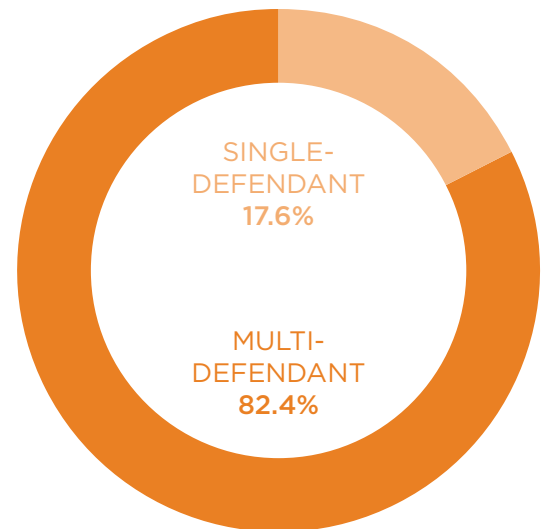
DEFENDANTS IN *ROSS V. JENKINS*

The Ross lawsuit is a multi-defendant case including one individual and three entity defendants: Royall Jenkins; The Value Creators Inc. f/k/a The United Nation of Islam Inc.; The Value Creators LLC; and The Value Creators Inc. Royall Jenkins was originally a member of the Nation of Islam under the leadership of Elijah Muhammad and, later, Dr. Louis Farrakhan. In 1978, Jenkins claimed that “angels” and/or “scientists” abducted him, escorted him through the galaxy in a spaceship, informed him that he was “The Supreme Being,” and instructed him how to govern Earth. Jenkins maintains that upon his “return” to Earth, he split from Farrakhan’s Nation of Islam and organized UNOI as its radical alternative. Jenkins and others later established The Value Creators entities as successors to UNOI. The Value Creators is effectively UNOI under a different name, and it includes all of the same (or very similar) businesses and members.

There were 390 defendants in 2018 active civil cases. Fifty-seven (14.6%) were in sex trafficking cases and 333 (85.4%) were in labor trafficking cases. The number of defendants in active cases declined in 2018 from 475 in 2017 and 484 in 2016. Of the 390 defendants, 82 (21%) were sued in 2018, down from 113 (23.8%) sued in 2017.

Only 17.6% (16) of cases active in 2018 were single-defendant cases, meaning plaintiffs filed a complaint against multiple defendants in 82.4% (75) of civil suits. The average number of civil defendants per case in 2018 was four, although the District of New Jersey handled a labor trafficking case involving 33 active civil defendants, the highest number of defendants in any one civil case in 2018.

2018 SINGLE & MULTI-DEFENDANT CIVIL CASES



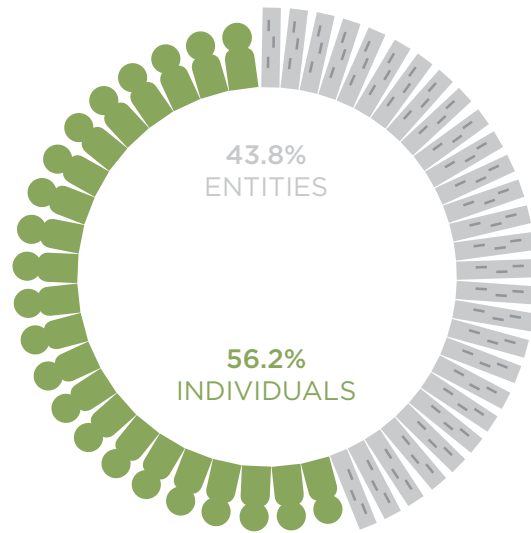
PLAINTIFFS FILED A COMPLAINT
AGAINST MULTIPLE DEFENDANTS

IN **82.4%** OF CIVIL SUITS. ”

In 2018, civil human trafficking suits against entities (corporations, organizations, etc.) were much more common than criminal prosecutions of entities. Of the 390 defendants in active civil cases, 43.8% (171) were entity defendants, while less than 1% (2) of defendants in active criminal trafficking cases were entities.⁴⁷ Thirty-six (21.1%) of 2018 civil entity defendants were sued in 2018. The percentage of entity defendants in civil cases in 2018 is a slight increase from 2017, when 40.4% (192) of the active defendants were entities. Of all 2018 active cases, 52.7% (48) had both entity and individual defendants.

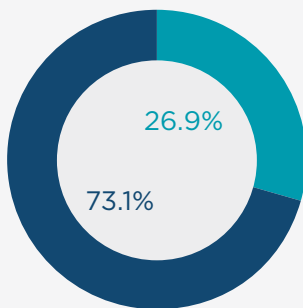
Public sources identified the gender of all 219 individual defendants in active civil cases. As in criminal cases, most (73.1%, 160) defendants in active civil suits in 2018 were male and 26.9% (59) were female. These numbers do not shift much when broken down by labor trafficking and sex trafficking cases. Of the 46 individual defendants in civil sex trafficking cases, 78.3% (36) were male and 21.7% (10) were female, compared to labor trafficking cases, where 71.7% (124) were male and 28.3% (49) were female.

INDIVIDUAL & ENTITY DEFENDANTS IN 2018 CIVIL CASES

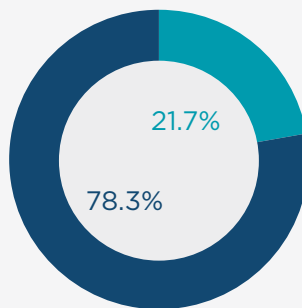


GENDER OF DEFENDANTS IN 2018 CIVIL CASES

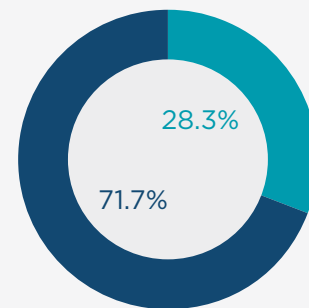
■ FEMALE ■ MALE



ALL DEFENDANTS



SEX TRAFFICKING DEFENDANTS



LABOR TRAFFICKING DEFENDANTS

⁴⁷ See Methodology for a complete list of entities sued for human trafficking in 2018.

2.3 CIVIL CASE RESOLUTIONS

RESOLUTION OF *ROSS V. JENKINS*

Following Ms. Ross' motion for default judgment and corresponding evidentiary hearing, the court issued a memorandum opinion and order on May 23, 2018. The court awarded the following damages: compensatory damages (restitution): \$453,517.20; emotional distress damages: \$2,920,000; punitive damages: \$3,373,517.20; liquidated damages: \$907,034.40; conversion damages: \$1,800; and attorneys' fees: \$117,184.34. The \$8 million judgment is the largest civil single-plaintiff human trafficking award in American history, and a memorandum opinion from U.S. District Judge Daniel D. Crabtree provides important precedent for forced labor cases in the United States. Counsel for Ms. Ross are currently engaged in post-judgment discovery and collection efforts.

CASE EXAMPLE

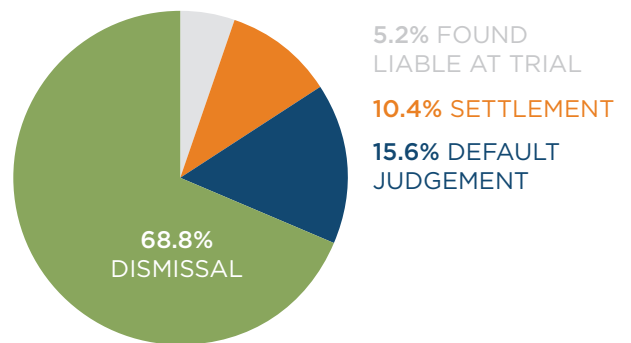
In 2018, federal courts resolved claims against 77 civil defendants in 24 cases.

Only four (5.2%) defendants were found liable following trial. Two of these defendants went to trial in the District of Maryland for compelling a woman to perform domestic work. The jury found them liable, and the court ordered them jointly and severally liable for \$29,970.03 in punitive damages. The other two defendants went to trial in the District of Colorado for compelling two men and one woman to do agricultural labor. The jury found them liable, and the court awarded a total of \$91,855 in unpaid wages and non-economic and punitive damages.

According to public sources, 10.4% (8) of defendants resolved in 2018 entered into a settlement agreement before trial. The terms of settlement agreements are often not publicly available, so this Report does not count settlements as admissions of guilt. The defendants who did not settle and were not found liable after trial received either a default judgment (15.6%, 12) or saw the court dismiss (33.8%, 26 defendants) or the

plaintiff voluntarily dismiss (35.1%, 27 defendants) the claims against them, without indication of a settlement. Two of the 12 defendants who received default judgments were co-defendants before the District Court for the District of Kansas, which ordered them to pay the highest damages ever awarded to a civil human trafficking plaintiff.⁴⁸

CASE RESOLUTIONS IN 2018 CIVIL CASES



⁴⁸ For more information about this historic case, *Ross v. Jenkins, et al.*, see the Case Example sections throughout Section 2: Civil Human Trafficking Cases.

2.4 LOCATION OF CIVIL CASES

In 2018, plaintiffs filed 31 civil human trafficking suits in 21 federal districts. Of these districts, five districts handled more than one new civil suit: the Eastern District of New York (6), the Southern District of New York (3), the District of Colorado (2), the Southern District of Indiana (2), and the District of Oregon (2). The remaining 16 federal districts handled only one initiated civil human trafficking suit. Notably, plaintiffs did not file any new civil human trafficking suits in 77.7% (73) of the federal districts.

Of the 21 districts where plaintiffs initiated a civil suit in 2018, 18 districts handled only labor trafficking suits, one district handled only a sex trafficking suit, and two districts handled both sex and labor trafficking suits.

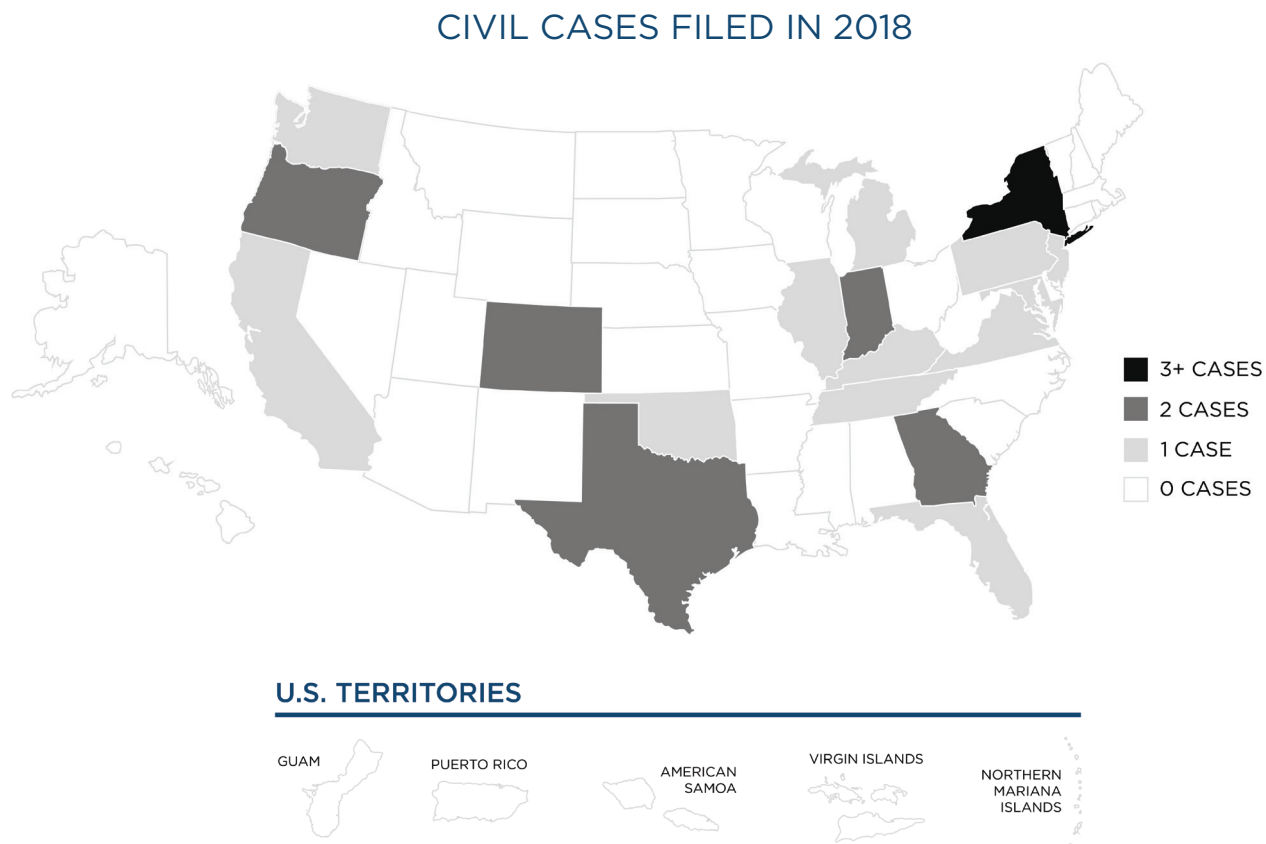
Plaintiffs filed the 31 civil human trafficking suits in federal courts in a total of 18 states. More than one civil suit was initiated in six states; the remaining 15 states had one new civil suit in 2018. The state where federal courts handled the highest number of new civil human trafficking suits was New York, where plaintiffs filed nine new cases in 2018. Two of the cases were sex trafficking suits; the other seven were labor trafficking suits.

| TOP DISTRICTS WITH INITIATED CIVIL SUITS IN 2018 | | |
|--|---------|---------------|
| 1 NEW YORK EASTERN | 6 cases | 13 defendants |
| 2 NEW YORK SOUTHERN | 3 cases | 7 defendants |
| 3 COLORADO | 2 cases | 7 defendants |
| INDIANA SOUTHERN | 2 cases | 4 defendants |
| OREGON | 2 cases | 4 defendants |

IN 2018, PLAINTIFFS INITIATED

31 CIVIL HUMAN TRAFFICKING

SUITS IN 21 FEDERAL DISTRICTS. ”



The 91 civil human trafficking suits active in 2018 were spread across half (47) of the 94 federal districts. Eight districts handled three or more civil human trafficking suits: the Eastern District of New York (10), the Southern District of New York (10), the Central District of California (4), the District of Colorado (4), the Southern District of Georgia (3), the Northern District of Illinois (3), the District of New Jersey (3), and the Eastern District of Texas (3). Twelve districts handled two civil human trafficking suits, and 27 districts handled only one civil human trafficking suit. Notably, 50% of the federal districts did not handle any civil human trafficking suits.

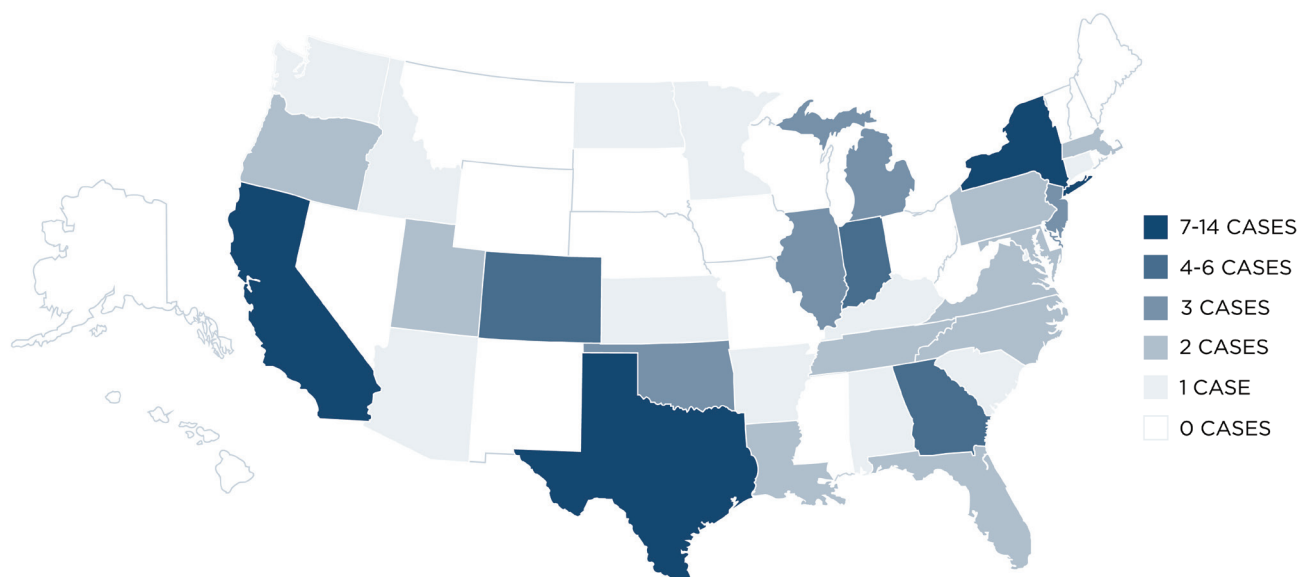
The 11 civil sex trafficking suits active in 2018 were dispersed across only seven federal districts: the Central District of California, the District of Connecticut, the Northern District of Georgia, the Southern District of Indiana, the District of Massachusetts, the Eastern District of Michigan, and the Southern District of New York. Ninety-three percent of federal districts did not handle a civil sex trafficking suit in 2018.

Federal courts in 57% (32) of the United States⁴⁹ and U.S. territories handled at least one civil human trafficking case active in 2018. There were only 10 states where federal courts adjudicated three or more civil human trafficking suits: New York (20), California (7), Texas (7), Georgia (5), Colorado (4), Indiana (4), Illinois (3), Michigan (3), New Jersey (3), and Oklahoma (3). In 10 states, federal courts handled two civil human trafficking suits, and in 12 states, federal courts handled only one civil human trafficking suit. There were no active civil human trafficking suits in federal courts in 24 states and territories.

⁴⁹ For purposes of the Report, the District of Columbia has been counted as its own state.

TOP DISTRICTS WITH ACTIVE CIVIL SUITS IN 2018

CIVIL CASES ACTIVE IN 2018



U.S. TERRITORIES



2.5 LENGTH OF RESOLUTION FOR CIVIL DEFENDANTS

CASE EXAMPLE

LENGTH OF RESOLUTION IN *ROSS V. JENKINS*

Ms. Ross first discussed filing a civil trafficking case with counsel from McGuireWoods in 2015, and she filed her complaint in September 2017. On February 2, 2018, the court held an evidentiary hearing in Kansas City on the motion for default judgment, accepting evidence and hearing testimony from both Ms. Ross and her therapist. On May 23, 2018, the court issued its memorandum opinion and order. Although the time between the filing of the complaint and the judgment was relatively short compared to other civil trafficking cases, her counsel expects the post-judgment discovery and collections process to take more time because judgment debtors continue to evade and obstruct Ms. Ross' collection efforts.

In 2018, the length of time it took a federal court to resolve claims against civil defendant varied based on the type of trafficking involved in the case, as well as the type of defendant—individual or entity—sued. In determining the length of resolution for each defendant, the Report calculates the number of months between the date the plaintiff initiated claims against the defendant and the date the defendant's time to file a notice of appeal has expired.

For 81 civil defendants resolved in 2018, it took federal courts an average of 24 months (2 years) to resolve claims against a civil defendant. This is slightly shorter than the 26 months it took federal courts to resolve criminal charges against a defendant in a human trafficking case in 2018. Federal courts resolved civil claims slightly more quickly in 2018 than in 2017, when it took an average of 26 months (2 years, 2 months) to resolve claims against a defendant in a civil suit.

In 2018, claims in labor trafficking suits took longer to resolve than claims in sex trafficking suits. Federal courts resolved claims against defendants in sex trafficking suits in an average of 18 months (1 year, 6 months). The shortest amount of time it took to resolve claims against a defendant in a sex trafficking suit was nine months, and the longest amount of time was 32 months (2 years, 8 months). Federal courts resolved claims against defendants in labor trafficking suits in an average of 24 months (2 years). The shortest amount of time it took to resolve claims against a defendant in a labor trafficking suit was five months, and the longest amount of time was 60 months (5 years).

It took federal courts an average of 23 months (1 year, 11 months) to resolve civil claims against 38 entity defendants. In comparison, it took federal courts an average of 25 months (2 years, 1 month) to resolve civil claims against 43 individual defendants.

AVERAGE LENGTH OF RESOLUTION FOR 2018 CIVIL DEFENDANTS BY CASE TYPE







METHODOLOGY & TERMINOLOGY

METHODOLOGY

SCOPE OF THE 2018 FEDERAL HUMAN TRAFFICKING REPORT

The Human Trafficking Institute (“Institute”) published the *2018 Federal Human Trafficking Report* (“Report”) to provide an exhaustive overview of human trafficking cases that U.S. federal courts handled in 2018. In recognition that most cases do not begin and end within a calendar year, the Report additionally captures human trafficking cases filed prior to 2018, so long as the case was active during 2018.⁵⁰ The Institute also maintains the same scope of material for all human trafficking cases that federal courts handled in 2017 and 2016 to enable year-over-year comparisons.

The Report includes all federal cases that involved a human trafficking offense under Chapter 77 of the U.S. Code. In addition, the Report captures criminal human trafficking cases in which the government charged a defendant under statutes outside of Chapter 77, if there is substantial evidence of compelled or coerced labor, services, or commercial sex. The Report recognizes that many human trafficking cases present legal and evidentiary challenges that preclude proving the elements of Chapter 77 crimes beyond a reasonable doubt; therefore, the Report includes cases charged and/or resolved outside of Chapter 77 to accurately capture all federal efforts to hold traffickers accountable for associated criminal conduct. The Institute does not track cases charged exclusively under the PROTECT Act⁵¹ but does track PROTECT Act offenses if they are charged alongside another human trafficking offense.

The Report does not represent the total number of human trafficking cases in the United States; rather, it includes only those cases initiated in federal courts. Human trafficking cases handled in state courts are not included.

HISTORICAL DATA

In response to feedback from several stakeholders who

consulted on the *2017 Federal Human Trafficking Report*, the Institute gathered a limited set of data from a few key years prior to 2016 to enable historical year-over-year comparisons. The Institute collected data from criminal cases initiated in 2000 and 2001 to represent the number of new human trafficking prosecutions following the enactment of the TVPA in 2000. The Institute also collected data from criminal prosecutions initiated in 2007 and 2008, following the founding of the Human Trafficking Prosecutions Unit in the Civil Rights Division of the Department of Justice in 2007. It is important to note that the Institute’s pre-2016 data is limited to criminal cases initiated or charged during those years, so it does not capture all active cases. For example, a case that the government initiated in 2006 that continued into 2007 would not be included in the Institute’s current data.

In future years, the Institute hopes to collect comprehensive data on federal human trafficking cases from 2000 to present.

NOT A PREVALENCE ESTIMATE

The Report is not a prevalence estimate and is not intended to reflect the scope of human trafficking within the United States. Instead, the Report represents what federal prosecutors and federal law enforcement agencies are currently doing to hold traffickers accountable at the federal level. Moreover, the Report only captures victims that public sources identified by name, initials, or pseudonym. The government often does not identify all of the victims exploited by trafficking in public court documents, which limits the Report’s ability to determine the total number of victims involved in federal human trafficking cases. Accordingly, this Report should not be used for the purpose of determining the total number of trafficking victims during the 2018 reporting period.

⁵⁰ For a definition of “active,” see the Report Methodology’s section on Human Trafficking “Cases.”

⁵¹ Prosecutorial Remedies and Other Tools to End the Exploitation of Children Today Act, Pub. L. 108-21, 117 Stat. 650, S. 151 (2003).

IDENTIFICATION OF ACTIVE HUMAN TRAFFICKING CASES

DEVELOPING AN EXHAUSTIVE CASE LIST

The Institute compiled this Report through a comprehensive examination of public court documents in human trafficking cases, as well as a detailed review of news stories and agency press releases. The Institute conducted an extensive search of the federal government's case database, Google, Westlaw, and press releases from the Department of Justice, the Federal Bureau of Investigation, the Department of Homeland Security, and the U.S. Attorney's Offices to identify human trafficking cases that were initiated in 2018.⁵²

PACER

Utilizing the Federal Government's Public Access to Court Electronic Records (PACER), the Institute searched the individual pages of the 94 federal districts to identify cases involving the following Chapter 77 offenses related to human trafficking:

- 18 U.S.C. § 1581 (Peonage);
- 18 U.S.C. § 1582 (Vessels in the Slave Trade);
- 18 U.S.C. § 1583 (Enticement into Slavery);
- 18 U.S.C. § 1584 (Involuntary Servitude);
- 18 U.S.C. § 1585 (Seizure, Detention of Slaves);
- 18 U.S.C. § 1586 (Service on Vessels for Slave Trade);
- 18 U.S.C. § 1587 (Possession of Slaves aboard a Vessel);
- 18 U.S.C. § 1588 (Transportation of Slaves from the United States);
- 18 U.S.C. § 1589 (Forced Labor);
- 18 U.S.C. § 1590 (Trafficking for Peonage, Slavery, Involuntary Servitude, or Forced Labor);
- 18 U.S.C. § 1591 (Sex Trafficking);
- 18 U.S.C. § 1592 (Documents);

- 18 U.S.C. § 1592A (Benefiting Financially);
- 18 U.S.C. § 1594 (Attempt or Conspiracy to Commit Human Trafficking); and
- 18 U.S.C. § 1597 (Immigration Documents).

The Institute also searched the 94 federal district pages on PACER to identify cases involving the following Mann Act offenses related to human trafficking:

- 18 U.S.C. § 2421 (Promotion or Facilitation of Prostitution and Sex Trafficking);
- 18 U.S.C. § 2422(a) (Coercion of an Adult);
- 18 U.S.C. § 2422(b) (Coercion/Enticement of a Minor);
- 18 U.S.C. § 2423(a) (Travel with Intent to Engage in Criminal Sexual Activity); and
- 18 U.S.C. § 2423(b) (Travel with Intent to Engage in Illicit Sexual Conduct).

In determining whether to include a case charged exclusively under the Mann Act, the Institute considers whether the government, based on the facts alleged in the indictment, could ultimately have charged the defendant with a Chapter 77 offense. The Institute included cases charged under the Mann Act without accompanying Chapter 77 offenses if public sources indicated that the defendant compelled an adult victim to engage in commercial sex through force, fraud, or coercion, or, in cases involving child victims, where evidence indicated that the defendant intended to sexually exploit the child for profit. The Institute also included cases charged exclusively under the Mann Act if federal prosecutors confirmed there was an identified victim of trafficking in the case.

REVIEW OF PRESS RELEASES

The Institute carefully reviewed the press releases of the 94 federal districts to identify all press releases discussing the indictment, arrest, trial, sentencing, or appeal of a human trafficking defendant in 2018. In addition to including cases where the government expressly labeled the case as a human trafficking case in the press release, the Report captures cases where the press release indicated substantial evidence

⁵² Each district provides a different list of searchable statutes. Not every district allows each section of Chapter 77 to be searched. In those districts, we searched every Chapter 77 offense available to be searched using the district's PACER site.

of compelled or coerced labor, services, or commercial sex, or where the government charged the defendant with the transportation of a child for prostitution. The Report includes 16 additional human trafficking cases that were active in 2018 as a result of this process.

LETTERS TO THE U.S. ATTORNEY'S OFFICES

To confirm the accuracy of the identified case list, the Institute mailed physical letters to all 94 U.S. Attorney's Offices, with a list of all of the 2018 initiated human trafficking cases that the Institute identified in their district. Approximately one-fourth (25) of U.S. Attorney's Offices responded, providing eight additional human trafficking cases for inclusion in the Report. Five of the eight were cases where the government charged the defendant with a Chapter 77 offense that the Institute team had not identified in its search of PACER, Westlaw, or press releases. The other three cases had an identified human trafficking victim even though the government charged the defendant with a non-Chapter 77 offense.

REVIEW OF CASE LISTS BY MAIN JUSTICE COMPONENTS

The Institute provided a list of the 2018 initiated cases to the U.S. Department of Justice's Human Trafficking Prosecution Unit (HTPU) in the Civil Rights Division and Child Exploitation & Obscenity Section in the Criminal Division. The HTPU provided an additional three cases, all of which were charged outside of Chapter 77.

IDENTIFICATION OF CIVIL HUMAN TRAFFICKING CASES

In addition to the 680 active criminal cases in 2018, the Report captures 91 civil human trafficking cases that were active in 2018. The Institute identified the civil cases through an exhaustive search of the Human Trafficking

Legal Center's (HTLC) database, WestLaw, and Google. The HTLC also confirmed the Institute's final list was complete except for one additional case, which was added. The HTLC also provided insight into one case the Institute had identified that was not, in fact, a human trafficking case, and it was removed from the Report. The Report includes all civil human trafficking suits handled during 2018, regardless of their merits.

COLLECTION & REVIEW OF HUMAN TRAFFICKING CASE DATA

Upon the identification of a human trafficking case, the Institute reviewed the underlying pleadings and other related documents to capture essential information about the case, defendant(s), charges(s), attorney(s), and any related direct appeal(s). The Institute team specifically focused on complaints and charging instruments, key motions and briefs, plea agreements, verdict forms, sentencing memoranda, judgments, and appeal information. After the relevant information was collected and reviewed, the Institute added the case to a Salesforce database ("Database") designed expressly for the publication of the Report. At least two trained attorneys separately reviewed the data in each case to ensure accuracy and completeness.

The Institute added all identified human trafficking cases active in 2018 to the Database for inclusion in the Report. The Database already contained all active 2016 and 2017 cases identified through last year's data collection and entry process, including cases that U.S. Attorney's Offices or the Department of Justice submitted for inclusion by March 19, 2018. All cases submitted after last year's deadline were included in this year's report. There are a number of other reasons why the *2018 Federal Human Trafficking Report* may include cases from 2016 and 2017 that were not in the 2017 Report. The government may have added human trafficking charges to what was previously a non-human trafficking case; U.S. Attorney's Offices may have identified a victim of human trafficking in an older case charged outside of Chapter 77; or cases may have been late additions to the databases that the Institute searches. Since the publication

of the 2017 *Federal Human Trafficking Report*, the Institute has added 27 cases active in 2016 or 2017: 24 criminal and three civil.

A human trafficking “case” within the Report may include a single defendant or multiple related defendants who have been charged with trafficking one or more victims. Where multiple defendants are included under one “case,” the defendants must have been related by a common victim(s) and facts. The Report captures related defendants under one case even where the defendants are charged in separate charging instruments or where charges are initiated in separate case numbers, so long as the facts indicate that the defendants were related through a commonly exploited victim or a common plan or scheme. Accordingly, the 2016 and 2017 numbers in this Report may differ slightly from the 2017 Report numbers.

HUMAN TRAFFICKING CASES

ACTIVE & INACTIVE CASES

To qualify for inclusion in the Report, the human trafficking case—whether criminal or civil—must have been “active” in 2016, 2017, or 2018. The Report considers a criminal case to be “active” if the government has initiated charges in federal court and one or more defendants in the case is still awaiting trial or sentencing, or if one or more defendants in the case still has the option to file a direct appeal. Similarly, the Report considers a civil case to be “active” if a plaintiff has filed a complaint in federal court and one or more defendants is still awaiting a final judgment or still has the opportunity to file a direct appeal.

The Report classifies a case as “inactive” where there are no charges or claims against any defendant left to be resolved and when the time for all defendants to directly appeal the final judgment or order of the court has expired. To put it another way, a case becomes “inactive” when the last defendant’s time for filing a notice of direct appeal has expired. The Report relies on Rule 4 and Rule 26 of the Federal Rules of Appellate Procedure (FRAP) to calculate the date that the defendant’s time for filing a notice of direct appeal has expired.

In a criminal case, under FRAP 4(b), “a defendant’s notice of appeal must be filed in the district court within 14 days after the later of: (i) the entry of either the judgment or the order being appealed; or (ii) the filing of the government’s notice of appeal.” For a criminal case in which the defendant did not appeal the district court’s final judgment and did not file any subsequent motions upon which the district court must rule, the inactive date is 14 days beyond the judgment date.

In a civil case, under FRAP 4(a), a defendant’s notice of appeal generally “must be filed with the district court within 30 days after entry of the judgment or order appealed from.” A number of timing extensions are provided in civil cases where the United States is a party to the case,⁵³ where one of several motions has been filed,⁵⁴ or where the appeal is filed by an inmate confined in an institute.⁵⁵ These timing exemptions are taken into consideration when calculating a case’s inactive date for purposes of the Report. For a civil case where the defendant did not appeal the district court’s final judgment and did not file any subsequent motions upon which the district court must rule, the inactive date is 30 days beyond the judgment date.

For a criminal or civil case where one or more defendants has appealed the district court’s judgment, and the appellate court has issued its decision on appeal, the case becomes inactive when the defendant’s time to appeal the appellate court’s decision to the Supreme Court has expired. Rule 13 of the Rules of the Supreme Court of the United States provides that “a petition for a writ of certiorari to review a judgment in any case, civil or criminal, entered by . . . a United States court of appeals . . . is timely when it is filed with the Clerk of [the Supreme] Court within 90 days after entry of judgment.” The Supreme Court may extend a party’s time for filing a writ of certiorari upon showing of good cause, for a period not exceeding 60 days, provided the extension is requested at least 10 full days before the petition is otherwise due. For a civil or criminal case where 90 days have passed since the appellate court rendered its decision and no additional entries have been added to the appellate docket, the case is deemed inactive upon the date that the time to file the petition of certiorari has expired.

In a criminal or civil human trafficking case, once there are no pending charges or claims against any defendant to be

⁵³ See FRAP 4(a)(1)(B).

⁵⁴ See FRAP 4(a)(4).

⁵⁵ See FRAP 4(c).

resolved and after the time for all defendants to appeal the final judgment or order of the court has expired, the case becomes inactive. Subsequent motions for post-conviction relief, such as a motion challenging the defendant's conviction or sentence under 28 U.S.C. § 2255 or the filing of a habeas corpus petition under 28 U.S.C. § 2241, do not render the case active. Furthermore, clerical activity on the docket following the expiration of the defendant's time to file a direct appeal, including the payment of a fine or restitution or a request for modification of a supervised term of release, does not reactivate an inactive case. Thus, the Report does not capture human trafficking cases where the only activity in the case in 2018 includes a defendant's motion for post-conviction relief or payment of a fine or restitution to a victim in the case.

CIVIL & CRIMINAL CASES

The Report classifies every case as "criminal" or "civil." Cases are "criminal" if the government charged a defendant with a federal crime through the filing of complaint, information or indictment. Cases are "civil" if a plaintiff filed a complaint in federal court against a defendant.

CASE TYPE: SEX TRAFFICKING & LABOR TRAFFICKING

The Report classifies every case as a "sex trafficking" case or "labor trafficking" case. If the facts included in public sources, news stories, and press releases indicate that the defendant(s) compelled or coerced the victim(s) to provide labor or services, the case is classified as "labor trafficking." Conversely, if the facts included in public court documents, news stories, and press releases indicate that the defendant(s) compelled or coerced the victim(s) to engage in a commercial sex act, the case is classified as "sex trafficking." Cases of attempt and conspiracy are included in both categories.

In the majority of human trafficking cases in the Report, the binary classification is clear and sufficient, as the facts or charges involved a defendant(s) compelling or coercing a

victim(s) to perform either labor/services or sex, not both. However, 16 cases involved both sex trafficking and labor trafficking charges/claims. For these cases, the Institute conducted a thorough review of the court docket and related materials to determine if the trafficking operation was primarily a sex trafficking or labor trafficking enterprise. The Institute concluded that 10 cases primarily involved sex trafficking with associated labor trafficking charges/claims, and six cases primarily involved labor trafficking with corresponding sex trafficking charges/claims.

PRIMARY BUSINESS MODEL

Where there is sufficient information in public court documents, agency press releases, and news sources, the Report seeks to categorize the "business model" of the trafficking enterprise in the case. In a labor trafficking case, the Report identifies the business model as the business or industry where traffickers compel the victims to work or provide labor or services. In a sex trafficking case, the Report identifies the business model by the physical location or online presence where traffickers solicit purchasers. The business model in a sex trafficking case is not categorized by the location where the commercial sex act took place but instead asks where traffickers seek buyers. Where public documents identify more than one business model in a case, the Report looks to the business model most frequently used.

The individual business models for sex trafficking and labor trafficking cases are defined below in the Terminology section of the Report.

HUMAN TRAFFICKING DEFENDANTS

CRIMINAL CASES

In general, the Report captures every defendant in a federal criminal human trafficking case, regardless of whether the government charged each defendant in the case with a human trafficking crime. By including all defendants in the

case, the Report aims to capture the most accurate picture of human trafficking cases prosecuted in federal courts.

IMPORTANT DATES

For each defendant, the Report tracks important dates in the criminal justice process, such as the date the government filed the initial charging instrument, the date the defendant pled guilty or went to trial, the date the district court entered the final judgment, and the date the defendant's time to directly appeal expires. When the Report refers to "2018 active defendants," it considers all defendants the government charged in or before 2018 and whose time to file a direct appeal did not expire in or before 2018. In contrast, when the Report refers to "defendants in 2018 active cases," this includes all defendants prosecuted in a case that remains active in 2018, even if the government charged them prior to 2018 and their time to appeal expired before 2018 (i.e., they were never 2018 active defendants).

When determining dates, the Report generally relies on the file stamp date in the court docket, unless the court docket indicated the event occurred on a different date. When the docket revealed an event occurred on a date different than the file stamp date, the Report relies on the date the event, in fact, occurred.

MANNER RESOLVED, PUNISHMENT, & RESTITUTION

The Report also captures the manner in which the district court resolved the charges against each defendant: by dismissal, plea agreement, or trial. If the defendant was convicted, the Report tracks each defendant's sentence, including term of imprisonment, if any; amount of fine, if imposed; information about special assessments, if ordered; and amount of restitution awarded to the victim(s), if ordered.

The Report tracks the total length of imprisonment to which a defendant in a human trafficking case is sentenced, not only the term of imprisonment ordered for human trafficking convictions. For purposes of this Report,

supervised release is not considered a term of imprisonment, unless the defendant was detained prior to trial.

DEFENDANT'S PROFILE

When known, the Report includes general information about the defendant's profile, such as the gender of the defendant and the age of the defendant at the time of arrest. Where public sources identify the relationship the defendant had with the victim prior to exploitation, the Report captures this data. Last year, the Institute gathered information on defendant relationships with victims but did not specify a timeframe. This year's Report limits the data to how the defendant knew the victim *prior* to trafficking the victim. Accordingly, the Institute eliminated the "Pimp" category from the Report and recategorized relationships formerly in the "Pimp" category to provide more meaningful information about the defendant-victim relationship pre-trafficking, rather than during the trafficking scheme.

ANCILLARY HUMAN TRAFFICKING CASES

In cases where human trafficking is an ancillary matter in the federal criminal case, the Report captures only defendants whom the government charged with a human trafficking crime. The Report categorizes human trafficking as an "ancillary" matter where it is clear the primary purpose of the criminal enterprise was not human trafficking.

For example, if a federal case is primarily about healthcare fraud, and the government charged only one of 10 defendants with a human trafficking crime⁵⁶ and the remaining nine defendants with non-human trafficking-related offenses, the Report would consider human trafficking to be an "ancillary" matter in the case. The Report would capture information about the defendant the government charged with a human trafficking crime but would not include the other defendants who were unrelated to the trafficking crime(s).

Alternatively, if a federal case charged only one of 10 defendants with a human trafficking crime and the remaining

⁵⁶ For purposes of this section, "human trafficking crimes" includes qualifying Mann Act crimes. See page 65 for more information about the Report's inclusion of certain Mann Act cases.

nine defendants with non-human trafficking offenses related to the human trafficking scheme, revealing that the case was primarily about human trafficking, the Report would not consider human trafficking to be an ancillary matter. Accordingly, the Report would capture information about all of the defendants the government charged.

Of the initiated criminal cases in 2018, the Report found human trafficking was an ancillary matter in one case. For the remaining 170 criminal cases initiated in 2018, the Report includes all of the defendants and charges named in the charging instrument, not only those defendants charged with a human trafficking crime. It is important to note that in cases where trafficking is an ancillary matter, the case becomes “inactive” when the charges against the defendant charged with a trafficking crime are resolved, even where charges may still be pending against the other defendants.

CIVIL CASES

For civil human trafficking cases, the Report includes only defendants against whom plaintiffs have initiated Chapter 77 offenses. For each of these defendants, the Report tracks important dates in the civil process, such as the date the plaintiff(s) filed the suit, and the date of resolution, whether by dismissal, trial, or settlement. When determining dates, the Report generally relies on the file stamp date in the court docket, unless the court docket indicated that the event occurred on a different date. When the docket revealed that an event occurred on a date different than the file stamp date, the Report relies on the date that the event in fact occurred. For cases where the district court entered a judgment or default judgment, the Report discloses the amount of the judgment.

Where known, the Report also includes general information about the defendant’s profile, such as the gender of the defendant, the age of the defendant when the plaintiff filed the suit, and the type of relationship that existed between the defendant and the victim(s), if any.

HUMAN TRAFFICKING & NON-HUMAN TRAFFICKING CHARGES

CRIMINAL CASES

The Report captures each charge that the government filed against each defendant, including both human trafficking charges and non-human trafficking charges. The Report relies on the final charging instrument against the defendant when determining the appropriate charges to include, unless the final charging instrument contained no human trafficking charge and immediately preceded a plea agreement. This combination of circumstances indicates the government reduced a defendant’s charges as part of a plea agreement. To accurately reflect that the defendant pled down from a human trafficking charge, in this situation, the Report relies on the last-in-time charging instrument that contains a human trafficking charge.

HUMAN TRAFFICKING CHARGES

This Report categorizes any charge filed against a defendant under the following criminal statutes as a “human trafficking charge.”

- 18 U.S.C. § 2 (Attempt to Commit Human Trafficking);
- 18 U.S.C. § 371 (Conspiracy to Commit Human Trafficking);
- 18 U.S.C. § 1581 (Peonage);
- 18 U.S.C. § 1582 (Vessels in the Slave Trade);
- 18 U.S.C. § 1583 (Enticement into Slavery);
- 18 U.S.C. § 1584 (Involuntary Servitude);
- 18 U.S.C. § 1585 (Seizure, Detention of Slaves);
- 18 U.S.C. § 1586 (Service on Vessels for Slave Trade);
- 18 U.S.C. § 1587 (Possession of Slaves aboard a Vessel);
- 18 U.S.C. § 1588 (Transportation of Slaves from the United States);
- 18 U.S.C. § 1589 (Forced Labor);

- 18 U.S.C. § 1590 (Trafficking for Peonage, Slavery, Involuntary Servitude, or Forced Labor);
- 18 U.S.C. § 1591 (Sex Trafficking);
- 18 U.S.C. § 1592 (Documents);
- 18 U.S.C. § 1593A (Benefiting Financially);
- 18 U.S.C. § 1594 (Attempt or Conspiracy to Commit Human Trafficking);
- 18 U.S.C. § 1597 (Immigration Documents);
- 18 U.S.C. § 1952 (ITAR to Human Trafficking); and
- 18 U.S.C. § 1962 (RICO to Human Trafficking).

This list encompasses all of the Chapter 77 offenses and attempt, conspiracy, ITAR, and RICO where the underlying offense is clearly defined as a Chapter 77 offense.

NON-HUMAN TRAFFICKING CHARGES

All criminal charges other than those listed above as “human trafficking charges” are “non-human trafficking charges.” Non-human trafficking charges include, *inter alia*: alien harboring (8 U.S.C. 1324); Mann Act (18 U.S.C. §§ 2421-2423); child pornography (18 U.S.C. §§ 2251-2252); conspiracy (18 U.S.C. § 371); ITAR (18 U.S.C. § 1952); and RICO (18 U.S.C. § 1962) to a crime outside of Chapter 77.

NUMBER OF CHARGES

In general, the number of charges the Report captures for a defendant equals the total number of charges included in the final charging instrument against the defendant. Where the government files a superseding information that includes additional charges for the sole purpose of a plea agreement, the Report also captures the charges from the charging instrument immediately preceding the superseding information. In doing so, the Report aims to capture the most serious charge(s) the government brought against the defendant, as well as the ultimate charge(s) included in the defendant’s plea agreement.

Where human trafficking is considered an “ancillary matter,”⁵⁷ the Report includes all charges the government brought against the defendant involved in the trafficking enterprise. This includes both human trafficking and non-human trafficking charges.

HUMAN TRAFFICKING VICTIMS

The Report’s ability to determine the total number of victims involved in federal human trafficking cases is limited. The Report captures only publicly available information about victims the government identified by the name, initials, or pseudonym under one or more human trafficking charge(s) or related charge(s)⁵⁸ listed in the charging instrument(s). The actual number of victims in a case may be more than the government identifies in public filings. The victim-related findings in this Report should not be used as an estimate of the number of victims identified or assisted by the government or civil society organizations. This Report does not provide a prevalence estimate for the number of victims traffickers exploited during 2018.

Where identified in court documents, agency press releases, and news sources, the Report includes information about the identified victim’s gender and age. The Institute captures additional information about identified victims, including the national origin/citizenship, whether the victim identified as LGBTQI, whether the victim was Native American, and whether the victim was in the foster care system. However, public sources did not provide sufficient demographics to include in the Report.

HUMAN TRAFFICKING APPEALS

Where a defendant has filed a notice of appeal in a criminal case, the Report tracks the timing and result of the appeal. The Report tracks only direct appeals that follow a final judgment in the case that are filed within the timeline set out in Rule 4 of the FRAP. The Report captures information about direct appeals to an appellate court, as well as direct appeals to the U.S. Supreme Court.

⁵⁷ See the definition of “ancillary matter” under the Methodology’s section on Human Trafficking Defendants above.

⁵⁸ Related charges included ITAR to commit human trafficking; RICO to commit human trafficking; attempt (§ 2) to commit human trafficking; conspiracy (§ 371) to commit human trafficking; and Mann Act charges if the victim was a child caused to engage in commercial sex or the victim was an adult and there is evidence of force, fraud, or coercion.

The Report does not track interlocutory appeals. Furthermore, the Report does not capture appeals based on collateral attacks on the district court's judgment, such as motions to challenge a conviction or sentence under 28 U.S.C. § 2255 or the filing of habeas corpus petition under 28 U.S.C. § 2241.

In anticipation of the Institute's subsequent publication of annual reports on federal human trafficking cases, the Institute openly welcomes dialogue with interested parties about the substance or methodology of this Report, as well as proposed additions for the Report in future years.

REVIEW PROCESS FOR IDENTIFIED CASES & PRELIMINARY FINDINGS

In an effort to provide an exhaustive review of federal human trafficking cases active in 2018, the Institute engaged in a thorough review process. Once an Institute attorney entered information about a case into the Database, a different Institute attorney was tasked with reviewing each field using the primary sources to confirm each entry was correct. The reviewing attorneys raised questions and anomalies to the Report's primary authors for decisions. In addition, the Institute attorneys reviewed the Database through various topical reviews of reports to detect blank fields or unusual entries.

In addition to corresponding with government attorneys and nonprofit organizations about the comprehensive identification of human trafficking cases during the reporting period, the Institute conducted in-person meetings with Polaris, the Department of Justice's Human Trafficking Prosecution Unit and Child Exploitation & Obscenity Section, the Department of State's Office to Monitor and Combat Trafficking in Persons, and Homeland Security Investigations' Human Trafficking Unit. Each of these groups provided verbal feedback, asked clarifying questions, and made recommendations regarding the Report's preliminary findings.

Furthermore, the Institute hosted a group of seven survivors for a presentation on the Report's preliminary findings and a conversation about terms, searches, and context. The Institute incorporated recommendations and feedback.

TERMINOLOGY

BUSINESS MODELS

AGRICULTURE:

When a trafficker compels a victim to provide labor for a farming business primarily engaged in growing crops, cultivating soil, or rearing animals for their byproducts.

BAR OR CLUB:

In sex trafficking cases: When a trafficker solicits buyers of commercial sex at an establishment that serves alcohol or drinks as their primary business purpose.

In labor trafficking cases: When a trafficker compels a victim to provide labor or services at an establishment that serves alcohol or drinks as their primary business purpose.

CONSTRUCTION:

When a trafficker compels a victim to provide labor at a commercial business focused on the process of building or repairing infrastructure, facilities, or residences.

DOMESTIC WORK:

When a trafficker compels a victim to work for a family or household performing tasks such as cleaning or childcare, often living on-site with the family.

EROTIC SERVICES:

When a trafficker solicits buyers of commercial sex through an escort service, at a host bar, or at a strip club. An “escort service” is a formal business with the primary purpose of supplying buyers with commercial sex or a romantic companionship. This includes any time a potential victim primarily provides commercial sex on an “out-call” basis. The victim may meet potential buyers at various types of locations (hotels, private residences, etc.).

FOOD SERVICE:

When a trafficker compels a victim to work at a venue, the primary purpose of which is selling prepared food. This includes fast food restaurants, sit-down restaurants, and food or ice cream trucks.

HEALTH & BEAUTY SERVICES:

When a trafficker compels a victim to work at a business, the primary purpose of which is providing health or beauty services, such as manicures, haircuts, facials, and waxing.

HOSPITALITY:

When a trafficker compels a victim to work at a hotel or in other hospitality services. This term is a broad industry category that focuses on lodging and tourism.

ILLEGAL BROTHELS:

When a trafficker solicits buyers of commercial sex through an illegal establishment where in-house commercial sex was offered to customers.

INTERNET-BASED COMMERCIAL SEX:

When a trafficker solicits buyers of commercial sex through an online website or social media platform.

JANITORIAL SERVICES:

When a trafficker compels a victim to provide janitorial or cleaning duties for a cleaning company or for commercial or public properties. This includes employees of maid services, commercial janitors, etc.

MANUFACTURING:

When a trafficker compels a victim to work in any industry focused on the production or packaging of food or other merchandise to be sold, or any other type of industrial factory-type job.

MESSAGE PARLOR:

When a trafficker solicits buyers of commercial sex at a business that offers, or claims to offer, legitimate spa services. This includes legal massage parlors, as well as illicit massage parlors that claim to offer legitimate spa services but whose true purpose is to offer commercial sex to customers.

PRE-EXISTING RELATIONSHIP:

When a trafficker solicits buyers of commercial sex among individuals he or she already knows. An example of the pre-existing relationship business model would be a drug dealer who begins selling victims for commercial sex to his customers in addition to drugs.

RETAIL:

When a trafficker compels a victim to work at a commercial venue, the primary purpose of which is to sell merchandise. This includes grocery stores, gas stations, and kiosks.

STREET-BASED COMMERCIAL SEX:

When a trafficker expects a victim to solicit or initiate commercial sex by walking a designated section of a street, sometimes known as a “track,” “stroll,” or “block.”

STRIP CLUB:

When a trafficker solicits a buyer of commercial sex at an establishment, the main business purpose of which is exotic dancing and/or stripping performances. This venue should not be confused with a “bar or club,” which has the primary business purpose of selling alcohol.

OTHER TERMINOLOGY

ADULT:

Any person who is 18 years of age or older.

CHILD:

Any person who is under the age of 18.

DISTRICT COURT:

The district court is categorized by the district of the trial court currently handling the case or that ultimately resolved the charges in the case.

FINE:

Money a court orders the defendant to pay as punishment for the crime committed. This does not include fees, special assessments, or restitution ordered by the court.

LENGTH OF RESOLUTION:

The number of months from the date the initial charging instrument or complaint against the defendant was filed to the date all of the charges against the defendant are resolved and the defendant’s window to directly appeal has expired. This differs from 2017, when “length of resolution” was based on the entire case rather than each individual defendant. In 2017, “length of resolution” was the number of months from the date the initial charging instrument or complaint in the case was filed to the date all of the charges against every defendant were resolved and every defendant’s window to directly appeal expired. Length of resolution has been recalculated based on the new methodology for all 2016 and 2017 cases to enable year-over-year comparisons.

LIFE IMPRISONMENT:

A sentence of imprisonment for the defendant to remain in prison for the rest of their natural life. The Report captures life sentences that a court imposed against a defendant in a human trafficking case, even where the defendant was also convicted of other serious crimes.

PRIMARY INVESTIGATING AGENCY:

The federal law enforcement agency that played the primary role in the investigation of a human trafficking case. If it is difficult to ascertain from public sources which agency played the primary role, the primary agency is classified as the agency that initiated the investigation, if known.

PUBLIC SOURCES:

Public court documents, press releases, news stories, and other publicly available information that the Institute searched during the collection and entry of case data for the

Report. This includes case filings that the Institute purchased from PACER or documents the Institute retrieved from subscription legal databases.

BUYER CASE:

A case in which one or more of the defendants bought or attempted to buy commercial sex from a trafficking victim.

BUYER-DEFENDANT:

A defendant charged with buying or attempting to buy commercial sex, labor, or services from a person, knowing or in reckless disregard of the fact that the person is a trafficking victim. A “buyer-trafficker” is a convicted buyer-defendant.

STING CASE:

A deceptive operation law enforcement uses to catch a person committing a crime. This includes cases in which law enforcement responds to an advertisement posted by a trafficker selling a victim, and cases in which law enforcement advertises a fictitious victim to attract buyer-traffickers.

ABBREVIATIONS

FBI:

Federal Bureau of Investigation

HSI:

Homeland Security Investigations. The investigative branch of Immigration and Customs Enforcement in the Department of Homeland Security.

PACER:

Public Access to Court Electronic Records. The federal government’s public case database.

TVPA:

Trafficking Victims Protection Act



APPENDIX

TOPICAL LISTS

ENTITY DEFENDANTS IN 2018 INITIATED CASES

- Aberdeen House Inc.
- Allround Logistics Inc.
- Ameri Freight Group Inc.
- Apex USA Inc.
- Catalano Farms Inc.
- CoreCivic Inc.
- CoreCivic Inc.
- CSI Visa Processing S.C.
- Delco Mulch and Supply LLC
- Grandison Management Inc.
- Hotelmacher LLC
- Huerta Family Farms
- Intellipeople Inc. d/b/a Kellton Tech Solutions Inc.
- KAH Transportes LLC
- Martin J Catalano Farm
- MJC Labor Solutions LLC
- MJC LP.
- Munger Bros. LLC
- Ohio State Diving Club
- Overbrook Park Holding Co. LTD
- Prosoft Technology Inc.
- Rehab Synergy PT, P.C.
- San Villa Ship Management Co.
- Sarbanand Farms LLC
- Schumacher Investments LLC
- Sontag Inc.
- Steakmacher LLC
- The Weinstein Company Holdings LLC
- The Weinstein Company LLC
- Three Seasons Landscape Contracting Services Inc.
- T&N Tustin Investments LLC
- U.S. Center for SafeSport
- United States Olympic Committee ("USOC")
- USA Diving Inc.
- USA Taekwondo
- Valleyview Building Inc.

HOTELS NAMED IN 2018 CASES

- America's Best Value Inn
- Best Western
- Budget Suites
- Clarion
- Comfort Inn
- Crowne Plaza

- Days Inn
- Econo Lodge
- Express Inn
- Extended Stay America
- Four Seasons
- Hampton Inn
- Hawthorne Suites
- Hilton
- Holiday Inn
- Howard Johnson
- Hyatt
- Knights Inn
- La Quinta
- Marriott
- Motel 6
- Radisson Inn
- Ramada Inn
- Red Carpet Inn
- Red Roof Inn
- Relax Inn
- Sheraton
- Staybridge Suites
- Super 8 Motels
- Travelodge
- Value Place/WoodSpring Suites

METHODS OF COERCION IN 2018 CASES

- Access to victim's child or family members
- Brandishing weapons
- Cages, locked rooms, barred cells
- Chains or shackles
- Debt manipulation
- Exploitation of addiction
- Exploitation of language barriers
- Extortion
- Fraud or misrepresentation of job
- Fraud or promise of romance
- Leveraging fear of gang violence
- Manipulation of written contracts
- Physical abuse
- Physical isolation
- Religious abuse
- Sexual violence
- Tattoo or branding
- Threats of arrest for forced unlawful acts
- Threats of deportation

- Threats of physical abuse
- Threats to other victims or third parties
- Threats to victim's child or family members
- Verbal or emotional abuse
- Withholding immigration documents
- Withholding medical care
- Withholding pay
- Withholding personal identification documents

METHODS OF RECRUITMENT IN 2018 CASES

- Through an online website or social media platform
- Through a pre-existing relationship
- Through a fraudulent job offer
- On the street
- At a mall or store
- At a bus stop
- At a school
- At a shelter

WEBSITES AND SOCIAL MEDIA PLATFORMS NAMED IN 2018 INTERNET-BASED CRIMINAL CASES

- Adult Friend Finder
- Adult Hookups
- Adultlook.com
- Allthelovers.com
- ASexyService.com
- Atlanta Playgirls
- Bitchesof backpage.com
- Body Rub Lists
- Bostonasiandolls.com
- Callescort.com
- Cheatingboard.com
- Cityvibe.com
- CityXguide
- Craigslist
- Datehookup.com
- Eccie.net
- Eros.com
- Erotic Reviews
- Eroticmugshots.com
- Escort Profile
- Escort Zisile
- Escorts click 2 call

- Escorts Forever
- Escorts Jiji
- Escorts Meet
- Escorts Xport
- Evil Empire
- Executive Companion
- ExoticsInAtlanta.com
- ExplicitChicago.com
- Facebook
- Friends 4 Rent
- Gigatribe
- Gmail
- Grindr
- Hi5
- Hotesort.com
- Independent Girls
- Instagram
- Kendraofatlanta.com
- Kick Messenger
- MeetMe
- Mocospace
- Myprovider.com
- MyRedBook.com
- Myredpage.com
- Omegle
- Paypal
- Pinger
- Platinumcompanions.com
- Plenty of Fish
- Plushmates.club
- Preferred 411
- Redhotflowers69.com
- Redtease.me
- Seekingarrangements.com
- Skipthegames.com
- Skout
- Skype
- Snapchat
- Supermatchescort.com
- Tagged.com
- Themiamidolls.com
- V Kontakte
- WeChat
- WhatsApp
- Whisper
- Youtube

YEAR-OVER-YEAR CHARTS

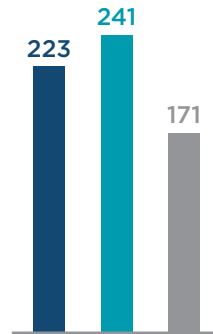
■ 2016 ■ 2017 ■ 2018

CRIMINAL CASES

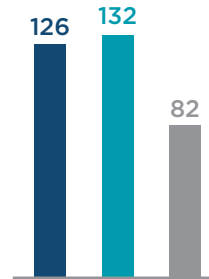
ACTIVE
CRIMINAL CASES



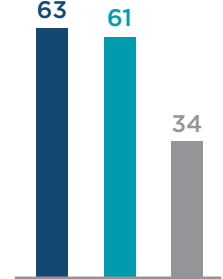
CRIMINAL CASES
INITIATED



INITIATED CRIMINAL
CASES PRIMARILY
INVESTIGATED BY
THE FBI



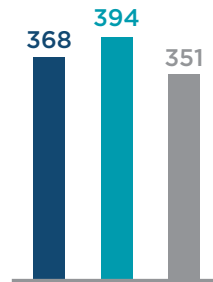
INITIATED CRIMINAL
CASES PRIMARILY
INVESTIGATED
BY HSI



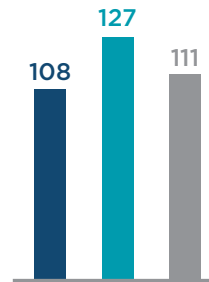
CRIMINAL CASES
RESOLVED



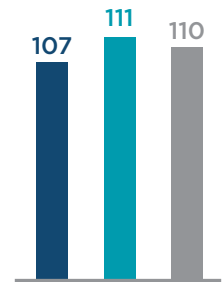
ACTIVE CRIMINAL
SEX TRAFFICKING
CASES WITH CHILD
VICTIMS ONLY



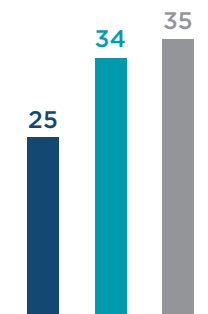
ACTIVE CRIMINAL
SEX TRAFFICKING
CASES WITH ADULT
VICTIMS ONLY



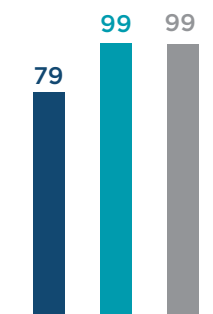
ACTIVE CRIMINAL SEX
TRAFFICKING CASES
WITH BOTH ADULT AND
CHILD VICTIMS



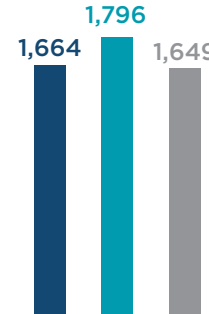
ACTIVE CRIMINAL
LABOR TRAFFICKING
CASES



NUMBER OF CRIMINAL
CASES WITH ACTIVE
BUYER-DEFENDANTS

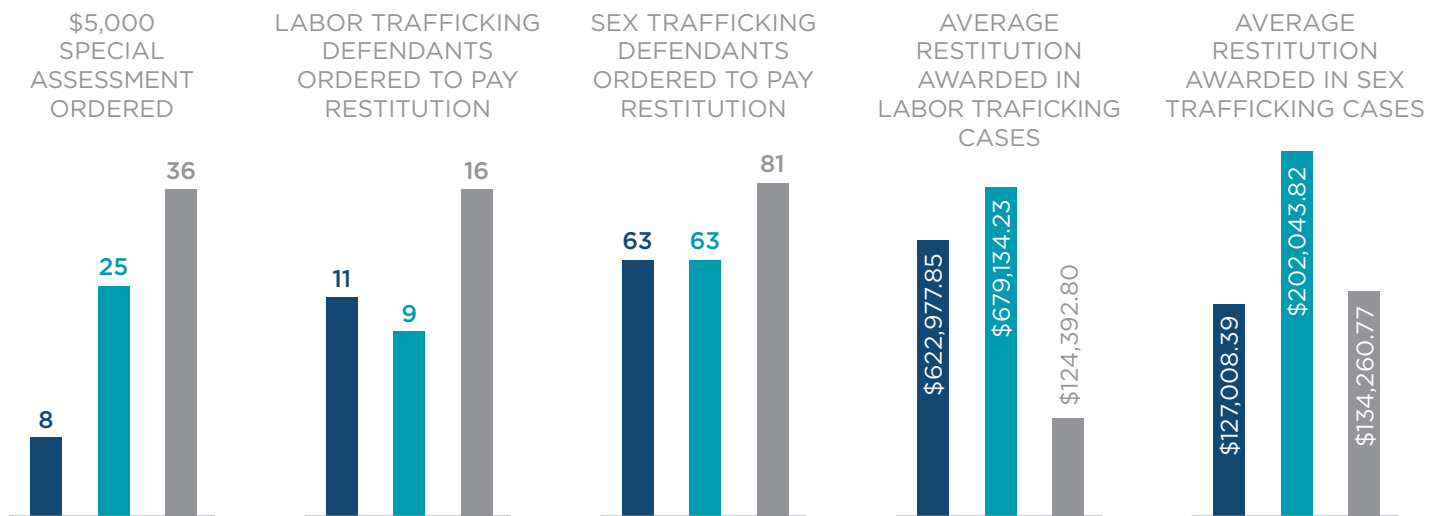


VICTIMS IDENTIFIED
IN ACTIVE CRIMINAL
CASES

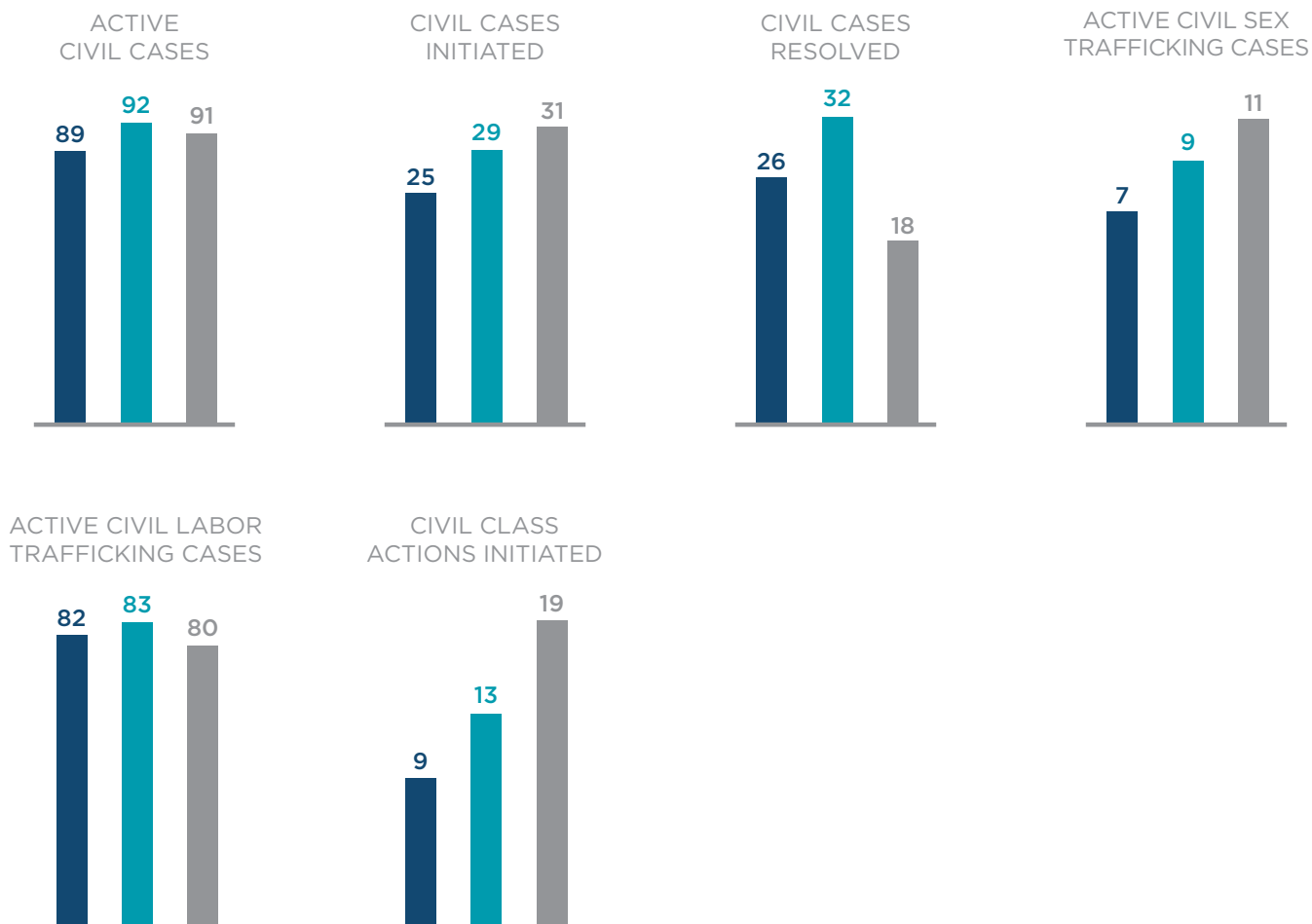


CRIMINAL DEFENDANTS



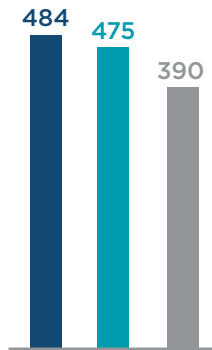


CIVIL CASES

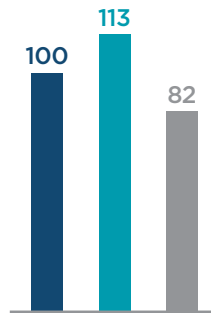


CIVIL DEFENDANTS

DEFENDANTS IN ACTIVE
CIVIL CASES



CIVIL
DEFENDANTS
INITIATED



ENTITY DEFENDANTS
IN ACTIVE CIVIL CASES



CIVIL DEFENDANTS
FOUND LIABLE



RATE OF CIVIL
DEFENDANTS FOUND
LIABLE



DISMISSAL RATE FOR
CIVIL DEFENDANTS



FEDERAL JUDICIAL DISTRICT TABLES

CRIMINAL CASES & DEFENDANTS ACTIVE IN 2018

| DISTRICT | HUMAN TRAFFICKING CASES | SEX TRAFFICKING CASES | LABOR TRAFFICKING CASES | HUMAN TRAFFICKING DEFENDANTS | SEX TRAFFICKING DEFENDANTS | LABOR TRAFFICKING DEFENDANTS | CONVICTED HUMAN TRAFFICKING DEFENDANTS | CONVICTED SEX TRAFFICKING DEFENDANTS | CONVICTED LABOR TRAFFICKING DEFENDANTS |
|----------------------|-------------------------------|-----------------------------|-------------------------------|------------------------------------|----------------------------------|------------------------------------|---|---|---|
| Alabama Middle | 1 | 1 | 0 | 2 | 2 | 0 | 2 | 2 | 0 |
| Alabama Northern | 3 | 3 | 0 | 4 | 4 | 0 | 2 | 2 | 0 |
| Alabama Southern | 0 | 0 | 0 | 0 | 0 | 0 | 0 | 0 | 0 |
| Alaska | 4 | 4 | 0 | 4 | 4 | 0 | 1 | 1 | 0 |
| Arizona | 8 | 8 | 0 | 13 | 13 | 0 | 8 | 8 | 0 |
| Arkansas Eastern | 4 | 4 | 0 | 4 | 4 | 0 | 0 | 0 | 0 |
| Arkansas Western | 3 | 3 | 0 | 3 | 3 | 0 | 1 | 1 | 0 |
| California Central | 10 | 9 | 1 | 15 | 14 | 1 | 1 | 1 | 0 |
| California Eastern | 15 | 14 | 1 | 34 | 32 | 2 | 21 | 21 | 0 |
| California Northern | 7 | 6 | 1 | 20 | 19 | 1 | 7 | 7 | 0 |
| California Southern | 15 | 15 | 0 | 33 | 33 | 0 | 13 | 13 | 0 |
| Colorado | 2 | 2 | 0 | 2 | 2 | 0 | 0 | 0 | 0 |
| Connecticut | 8 | 8 | 0 | 8 | 8 | 0 | 4 | 4 | 0 |
| Delaware | 1 | 1 | 0 | 1 | 1 | 0 | 1 | 1 | 0 |
| District of Columbia | 2 | 1 | 1 | 3 | 2 | 1 | 1 | 1 | 0 |
| Florida Middle | 18 | 17 | 1 | 18 | 17 | 1 | 8 | 7 | 1 |
| Florida Northern | 7 | 7 | 0 | 10 | 10 | 0 | 4 | 4 | 0 |
| Florida Southern | 18 | 17 | 1 | 25 | 24 | 1 | 7 | 7 | 0 |
| Georgia Middle | 5 | 5 | 0 | 20 | 20 | 0 | 7 | 7 | 0 |
| Georgia Northern | 8 | 8 | 0 | 15 | 15 | 0 | 4 | 4 | 0 |
| Georgia Southern | 2 | 2 | 0 | 2 | 2 | 0 | 1 | 1 | 0 |
| Guam | 0 | 0 | 0 | 0 | 0 | 0 | 0 | 0 | 0 |
| Hawaii | 5 | 5 | 0 | 6 | 6 | 0 | 1 | 1 | 0 |
| Idaho | 4 | 4 | 0 | 4 | 4 | 0 | 1 | 1 | 0 |
| Illinois Central | 4 | 4 | 0 | 6 | 6 | 0 | 2 | 2 | 0 |
| Illinois Northern | 20 | 19 | 1 | 26 | 25 | 1 | 4 | 4 | 0 |
| Illinois Southern | 2 | 2 | 0 | 2 | 2 | 0 | 0 | 0 | 0 |
| Indiana Northern | 7 | 7 | 0 | 10 | 10 | 0 | 8 | 8 | 0 |
| Indiana Southern | 10 | 10 | 0 | 16 | 16 | 0 | 8 | 8 | 0 |
| Iowa Northern | 2 | 2 | 0 | 4 | 4 | 0 | 2 | 2 | 0 |
| Iowa Southern | 6 | 6 | 0 | 12 | 12 | 0 | 0 | 0 | 0 |
| Kansas | 7 | 7 | 0 | 9 | 9 | 0 | 0 | 0 | 0 |

| DISTRICT | HUMAN TRAFFICKING CASES | SEX TRAFFICKING CASES | LABOR TRAFFICKING CASES | HUMAN TRAFFICKING DEFENDANTS | SEX TRAFFICKING DEFENDANTS | LABOR TRAFFICKING DEFENDANTS | CONVICTED HUMAN TRAFFICKING DEFENDANTS | CONVICTED SEX TRAFFICKING DEFENDANTS | CONVICTED LABOR TRAFFICKING DEFENDANTS |
|--------------------------|-------------------------------|-----------------------------|-------------------------------|------------------------------------|----------------------------------|------------------------------------|---|---|---|
| Kentucky Eastern | 0 | 0 | 0 | 0 | 0 | 0 | 0 | 0 | 0 |
| Kentucky Western | 2 | 2 | 0 | 2 | 2 | 0 | 0 | 0 | 0 |
| Louisiana Eastern | 5 | 4 | 1 | 9 | 5 | 4 | 1 | 1 | 0 |
| Louisiana Middle | 1 | 1 | 0 | 1 | 1 | 0 | 1 | 1 | 0 |
| Louisiana Western | 2 | 2 | 0 | 4 | 4 | 0 | 1 | 1 | 0 |
| Maine | 4 | 4 | 0 | 6 | 6 | 0 | 1 | 1 | 0 |
| Maryland | 22 | 21 | 1 | 29 | 28 | 1 | 5 | 5 | 0 |
| Massachusetts | 8 | 8 | 0 | 14 | 14 | 0 | 1 | 1 | 0 |
| Michigan Eastern | 22 | 22 | 0 | 50 | 50 | 0 | 11 | 11 | 0 |
| Michigan Western | 5 | 5 | 0 | 9 | 9 | 0 | 2 | 2 | 0 |
| Minnesota | 9 | 7 | 2 | 48 | 45 | 3 | 1 | 1 | 0 |
| Mississippi Northern | 4 | 4 | 0 | 7 | 7 | 0 | 6 | 6 | 0 |
| Mississippi Southern | 2 | 2 | 0 | 3 | 3 | 0 | 0 | 0 | 0 |
| Missouri Eastern | 9 | 9 | 0 | 12 | 12 | 0 | 3 | 3 | 0 |
| Missouri Western | 7 | 7 | 0 | 10 | 10 | 0 | 3 | 3 | 0 |
| Montana | 2 | 2 | 0 | 3 | 3 | 0 | 3 | 3 | 0 |
| Nebraska | 2 | 1 | 1 | 3 | 1 | 2 | 2 | 0 | 2 |
| Nevada | 7 | 7 | 0 | 8 | 8 | 0 | 4 | 4 | 0 |
| New Hampshire | 2 | 2 | 0 | 2 | 2 | 0 | 1 | 1 | 0 |
| New Jersey | 5 | 3 | 2 | 8 | 5 | 3 | 1 | 1 | 0 |
| New Mexico | 7 | 7 | 0 | 21 | 21 | 0 | 2 | 2 | 0 |
| New York Eastern | 14 | 12 | 2 | 40 | 36 | 4 | 5 | 5 | 0 |
| New York Northern | 2 | 2 | 0 | 2 | 2 | 0 | 1 | 1 | 0 |
| New York Southern | 26 | 26 | 0 | 58 | 58 | 0 | 16 | 16 | 0 |
| New York Western | 17 | 17 | 0 | 26 | 26 | 0 | 5 | 5 | 0 |
| North Carolina Eastern | 7 | 7 | 0 | 11 | 11 | 0 | 6 | 6 | 0 |
| North Carolina Middle | 0 | 0 | 0 | 0 | 0 | 0 | 0 | 0 | 0 |
| North Carolina Western | 7 | 6 | 1 | 10 | 8 | 2 | 4 | 2 | 2 |
| North Dakota | 5 | 5 | 0 | 11 | 11 | 0 | 7 | 7 | 0 |
| Northern Mariana Islands | 3 | 1 | 2 | 6 | 1 | 5 | 5 | 0 | 5 |
| Ohio Northern | 7 | 6 | 1 | 16 | 15 | 1 | 1 | 1 | 0 |
| Ohio Southern | 5 | 5 | 0 | 8 | 8 | 0 | 3 | 3 | 0 |
| Oklahoma Eastern | 0 | 0 | 0 | 0 | 0 | 0 | 0 | 0 | 0 |

| DISTRICT | HUMAN TRAFFICKING CASES | SEX TRAFFICKING CASES | LABOR TRAFFICKING CASES | HUMAN TRAFFICKING DEFENDANTS | SEX TRAFFICKING DEFENDANTS | LABOR TRAFFICKING DEFENDANTS | CONVICTED HUMAN TRAFFICKING DEFENDANTS | CONVICTED SEX TRAFFICKING DEFENDANTS | CONVICTED LABOR TRAFFICKING DEFENDANTS |
|------------------------|-------------------------------|-----------------------------|-------------------------------|------------------------------------|----------------------------------|------------------------------------|---|---|---|
| Oklahoma Northern | 3 | 3 | 0 | 5 | 5 | 0 | 0 | 0 | 0 |
| Oklahoma Western | 4 | 4 | 0 | 8 | 8 | 0 | 5 | 5 | 0 |
| Oregon | 11 | 10 | 1 | 18 | 16 | 2 | 4 | 2 | 2 |
| Pennsylvania Eastern | 24 | 22 | 2 | 38 | 31 | 7 | 4 | 3 | 1 |
| Pennsylvania Middle | 13 | 12 | 1 | 28 | 27 | 1 | 4 | 4 | 0 |
| Pennsylvania Western | 5 | 5 | 0 | 6 | 6 | 0 | 2 | 2 | 0 |
| Puerto Rico | 13 | 13 | 0 | 13 | 13 | 0 | 1 | 1 | 0 |
| Rhode Island | 3 | 3 | 0 | 6 | 6 | 0 | 3 | 3 | 0 |
| South Carolina | 13 | 12 | 1 | 30 | 29 | 1 | 17 | 17 | 0 |
| South Dakota | 16 | 16 | 0 | 17 | 17 | 0 | 4 | 4 | 0 |
| Tennessee Eastern | 4 | 4 | 0 | 5 | 5 | 0 | 1 | 1 | 0 |
| Tennessee Middle | 3 | 3 | 0 | 4 | 4 | 0 | 0 | 0 | 0 |
| Tennessee Western | 6 | 6 | 0 | 6 | 6 | 0 | 2 | 2 | 0 |
| Texas Eastern | 3 | 0 | 3 | 5 | 0 | 5 | 3 | 0 | 3 |
| Texas Northern | 27 | 25 | 2 | 68 | 65 | 3 | 25 | 25 | 0 |
| Texas Southern | 30 | 29 | 1 | 84 | 82 | 2 | 8 | 6 | 2 |
| Texas Western | 14 | 14 | 0 | 20 | 20 | 0 | 9 | 9 | 0 |
| Utah | 4 | 4 | 0 | 6 | 6 | 0 | 1 | 1 | 0 |
| Vermont | 3 | 3 | 0 | 7 | 7 | 0 | 0 | 0 | 0 |
| Virgin Islands | 0 | 0 | 0 | 0 | 0 | 0 | 0 | 0 | 0 |
| Virginia Eastern | 16 | 16 | 0 | 28 | 28 | 0 | 13 | 13 | 0 |
| Virginia Western | 4 | 3 | 1 | 5 | 3 | 2 | 3 | 1 | 2 |
| Washington Eastern | 8 | 8 | 0 | 9 | 9 | 0 | 3 | 3 | 0 |
| Washington Western | 7 | 5 | 2 | 11 | 5 | 6 | 5 | 2 | 3 |
| West Virginia Northern | 0 | 0 | 0 | 0 | 0 | 0 | 0 | 0 | 0 |
| West Virginia Southern | 2 | 2 | 0 | 3 | 3 | 0 | 2 | 2 | 0 |
| Wisconsin Eastern | 11 | 10 | 1 | 13 | 12 | 1 | 5 | 4 | 1 |
| Wisconsin Western | 5 | 5 | 0 | 6 | 6 | 0 | 1 | 1 | 0 |
| Wyoming | 0 | 0 | 0 | 0 | 0 | 0 | 0 | 0 | 0 |
| TOTAL | 680 | 645 | 35 | 1217 | 1154 | 63 | 346 | 322 | 24 |

CRIMINAL CASES & DEFENDANTS INITIATED IN 2018

| DISTRICT | HUMAN TRAFFICKING CASES | SEX TRAFFICKING CASES | LABOR TRAFFICKING CASES | HUMAN TRAFFICKING DEFENDANTS | SEX TRAFFICKING DEFENDANTS | LABOR TRAFFICKING DEFENDANTS |
|----------------------|-------------------------|-----------------------|-------------------------|------------------------------|----------------------------|------------------------------|
| Alabama Middle | 0 | 0 | 0 | 0 | 0 | 0 |
| Alabama Northern | 0 | 0 | 0 | 0 | 0 | 0 |
| Alabama Southern | 0 | 0 | 0 | 0 | 0 | 0 |
| Alaska | 0 | 0 | 0 | 0 | 0 | 0 |
| Arizona | 0 | 0 | 0 | 0 | 0 | 0 |
| Arkansas Eastern | 1 | 1 | 0 | 1 | 1 | 0 |
| Arkansas Western | 1 | 1 | 0 | 1 | 1 | 0 |
| California Central | 3 | 2 | 1 | 3 | 2 | 1 |
| California Eastern | 2 | 2 | 0 | 3 | 3 | 0 |
| California Northern | 1 | 1 | 0 | 1 | 1 | 0 |
| California Southern | 4 | 4 | 0 | 5 | 5 | 0 |
| Colorado | 2 | 2 | 0 | 2 | 2 | 0 |
| Connecticut | 1 | 1 | 0 | 1 | 1 | 0 |
| Delaware | 0 | 0 | 0 | 0 | 0 | 0 |
| District of Columbia | 0 | 0 | 0 | 0 | 0 | 0 |
| Florida Middle | 1 | 1 | 0 | 1 | 1 | 0 |
| Florida Northern | 1 | 1 | 0 | 1 | 1 | 0 |
| Florida Southern | 9 | 8 | 1 | 14 | 13 | 1 |
| Georgia Middle | 1 | 1 | 0 | 1 | 1 | 0 |
| Georgia Northern | 3 | 3 | 0 | 5 | 5 | 0 |
| Georgia Southern | 0 | 0 | 0 | 0 | 0 | 0 |
| Guam | 0 | 0 | 0 | 0 | 0 | 0 |
| Hawaii | 3 | 3 | 0 | 4 | 4 | 0 |
| Idaho | 4 | 4 | 0 | 4 | 4 | 0 |
| Illinois Central | 2 | 2 | 0 | 4 | 4 | 0 |
| Illinois Northern | 5 | 5 | 0 | 7 | 7 | 0 |
| Illinois Southern | 0 | 0 | 0 | 0 | 0 | 0 |
| Indiana Northern | 0 | 0 | 0 | 0 | 0 | 0 |
| Indiana Southern | 2 | 2 | 0 | 4 | 4 | 0 |
| Iowa Northern | 0 | 0 | 0 | 0 | 0 | 0 |
| Iowa Southern | 4 | 4 | 0 | 10 | 10 | 0 |
| Kansas | 2 | 2 | 0 | 4 | 4 | 0 |
| Kentucky Eastern | 0 | 0 | 0 | 0 | 0 | 0 |
| Kentucky Western | 0 | 0 | 0 | 0 | 0 | 0 |
| Louisiana Eastern | 3 | 2 | 1 | 6 | 2 | 4 |
| Louisiana Middle | 0 | 0 | 0 | 0 | 0 | 0 |
| Louisiana Western | 0 | 0 | 0 | 0 | 0 | 0 |
| Maine | 2 | 2 | 0 | 4 | 4 | 0 |
| Maryland | 10 | 9 | 1 | 15 | 14 | 1 |
| Massachusetts | 1 | 1 | 0 | 5 | 5 | 0 |
| Michigan Eastern | 5 | 5 | 0 | 7 | 7 | 0 |
| Michigan Western | 1 | 1 | 0 | 2 | 2 | 0 |
| Minnesota | 2 | 2 | 0 | 3 | 3 | 0 |

| DISTRICT | HUMAN TRAFFICKING CASES | SEX TRAFFICKING CASES | LABOR TRAFFICKING CASES | HUMAN TRAFFICKING DEFENDANTS | SEX TRAFFICKING DEFENDANTS | LABOR TRAFFICKING DEFENDANTS |
|--------------------------|-------------------------|-----------------------|-------------------------|------------------------------|----------------------------|------------------------------|
| Mississippi Northern | 1 | 1 | 0 | 1 | 1 | 0 |
| Mississippi Southern | 1 | 1 | 0 | 2 | 2 | 0 |
| Missouri Eastern | 3 | 3 | 0 | 5 | 5 | 0 |
| Missouri Western | 1 | 1 | 0 | 1 | 1 | 0 |
| Montana | 0 | 0 | 0 | 0 | 0 | 0 |
| Nebraska | 0 | 0 | 0 | 0 | 0 | 0 |
| Nevada | 0 | 0 | 0 | 0 | 0 | 0 |
| New Hampshire | 0 | 0 | 0 | 0 | 0 | 0 |
| New Jersey | 2 | 1 | 1 | 4 | 3 | 1 |
| New Mexico | 0 | 0 | 0 | 7 | 7 | 0 |
| New York Eastern | 4 | 4 | 0 | 12 | 12 | 0 |
| New York Northern | 0 | 0 | 0 | 0 | 0 | 0 |
| New York Southern | 11 | 11 | 0 | 25 | 25 | 0 |
| New York Western | 4 | 4 | 0 | 6 | 6 | 0 |
| North Carolina Eastern | 2 | 2 | 0 | 3 | 3 | 0 |
| North Carolina Middle | 0 | 0 | 0 | 0 | 0 | 0 |
| North Carolina Western | 1 | 1 | 0 | 2 | 2 | 0 |
| North Dakota | 2 | 2 | 0 | 2 | 2 | 0 |
| Northern Mariana Islands | 0 | 0 | 0 | 0 | 0 | 0 |
| Ohio Northern | 1 | 1 | 0 | 1 | 1 | 0 |
| Ohio Southern | 0 | 0 | 0 | 0 | 0 | 0 |
| Oklahoma Eastern | 0 | 0 | 0 | 0 | 0 | 0 |
| Oklahoma Northern | 1 | 1 | 0 | 2 | 2 | 0 |
| Oklahoma Western | 1 | 1 | 0 | 2 | 2 | 0 |
| Oregon | 4 | 3 | 1 | 9 | 7 | 2 |
| Pennsylvania Eastern | 7 | 7 | 0 | 10 | 10 | 0 |
| Pennsylvania Middle | 3 | 3 | 0 | 5 | 5 | 0 |
| Pennsylvania Western | 1 | 1 | 0 | 2 | 2 | 0 |
| Puerto Rico | 4 | 4 | 0 | 4 | 4 | 0 |
| Rhode Island | 0 | 0 | 0 | 0 | 0 | 0 |
| South Carolina | 4 | 4 | 0 | 9 | 9 | 0 |
| South Dakota | 6 | 6 | 0 | 7 | 7 | 0 |
| Tennessee Eastern | 1 | 1 | 0 | 1 | 1 | 0 |
| Tennessee Middle | 0 | 0 | 0 | 0 | 0 | 0 |
| Tennessee Western | 1 | 1 | 0 | 1 | 1 | 0 |


| DISTRICT | HUMAN TRAFFICKING CASES | SEX TRAFFICKING CASES | LABOR TRAFFICKING CASES | HUMAN TRAFFICKING DEFENDANTS | SEX TRAFFICKING DEFENDANTS | LABOR TRAFFICKING DEFENDANTS |
|------------------------|-------------------------|-----------------------|-------------------------|------------------------------|----------------------------|------------------------------|
| Texas Eastern | 1 | 0 | 1 | 2 | 0 | 2 |
| Texas Northern | 6 | 5 | 1 | 13 | 11 | 2 |
| Texas Southern | 6 | 6 | 0 | 14 | 14 | 0 |
| Texas Western | 6 | 6 | 0 | 10 | 10 | 0 |
| Utah | 1 | 1 | 0 | 2 | 2 | 0 |
| Vermont | 0 | 0 | 0 | 0 | 0 | 0 |
| Virgin Islands | 0 | 0 | 0 | 0 | 0 | 0 |
| Virginia Eastern | 4 | 4 | 0 | 8 | 8 | 0 |
| Virginia Western | 0 | 0 | 0 | 0 | 0 | 0 |
| Washington Eastern | 0 | 0 | 0 | 0 | 0 | 0 |
| Washington Western | 0 | 0 | 0 | 0 | 0 | 0 |
| West Virginia Northern | 0 | 0 | 0 | 0 | 0 | 0 |
| West Virginia Southern | 0 | 0 | 0 | 0 | 0 | 0 |
| Wisconsin Eastern | 4 | 4 | 0 | 5 | 5 | 0 |
| Wisconsin Western | 1 | 1 | 0 | 2 | 2 | 0 |
| Wyoming | 0 | 0 | 0 | 0 | 0 | 0 |
| TOTAL | 171 | 163 | 8 | 297 | 283 | 14 |

2018 ACTIVE CIVIL CASES

| DISTRICT | HUMAN TRAFFICKING CASES | SEX TRAFFICKING CASES | LABOR TRAFFICKING CASES | HUMAN TRAFFICKING DEFENDANTS | SEX TRAFFICKING DEFENDANTS | LABOR TRAFFICKING DEFENDANTS |
|----------------------|-------------------------|-----------------------|-------------------------|------------------------------|----------------------------|------------------------------|
| Alabama Middle | 1 | 0 | 1 | 6 | 0 | 6 |
| Alabama Northern | 0 | 0 | 0 | 0 | 0 | 0 |
| Alabama Southern | 0 | 0 | 0 | 0 | 0 | 0 |
| Alaska | 0 | 0 | 0 | 0 | 0 | 0 |
| Arizona | 1 | 0 | 1 | 4 | 0 | 4 |
| Arkansas Eastern | 0 | 0 | 0 | 0 | 0 | 0 |
| Arkansas Western | 1 | 0 | 1 | 8 | 0 | 8 |
| California Central | 4 | 1 | 3 | 25 | 1 | 24 |
| California Eastern | 0 | 0 | 0 | 0 | 0 | 0 |
| California Northern | 2 | 0 | 2 | 2 | 0 | 2 |
| California Southern | 1 | 0 | 1 | 1 | 0 | 1 |
| Colorado | 4 | 0 | 4 | 10 | 0 | 10 |
| Connecticut | 1 | 1 | 0 | 4 | 4 | 0 |
| Delaware | 0 | 0 | 0 | 0 | 0 | 0 |
| District of Columbia | 1 | 0 | 1 | 2 | 0 | 2 |
| Florida Middle | 1 | 0 | 1 | 1 | 0 | 1 |
| Florida Northern | 0 | 0 | 0 | 0 | 0 | 0 |
| Florida Southern | 1 | 0 | 1 | 2 | 0 | 2 |
| Georgia Middle | 1 | 0 | 1 | 1 | 0 | 1 |
| Georgia Northern | 1 | 1 | 0 | 2 | 2 | 0 |
| Georgia Southern | 3 | 0 | 3 | 11 | 0 | 11 |
| Guam | 0 | 0 | 0 | 0 | 0 | 0 |
| Hawaii | 0 | 0 | 0 | 0 | 0 | 0 |
| Idaho | 1 | 0 | 1 | 6 | 0 | 6 |
| Illinois Central | 0 | 0 | 0 | 0 | 0 | 0 |
| Illinois Northern | 3 | 0 | 3 | 5 | 0 | 5 |
| Illinois Southern | 0 | 0 | 0 | 0 | 0 | 0 |
| Indiana Northern | 2 | 0 | 2 | 6 | 0 | 6 |
| Indiana Southern | 2 | 1 | 1 | 4 | 3 | 1 |
| Iowa Northern | 0 | 0 | 0 | 0 | 0 | 0 |
| Iowa Southern | 0 | 0 | 0 | 0 | 0 | 0 |
| Kansas | 1 | 0 | 1 | 2 | 0 | 2 |
| Kentucky Eastern | 0 | 0 | 0 | 0 | 0 | 0 |
| Kentucky Western | 1 | 0 | 1 | 2 | 0 | 2 |
| Louisiana Eastern | 2 | 0 | 2 | 21 | 0 | 21 |
| Louisiana Middle | 0 | 0 | 0 | 0 | 0 | 0 |
| Louisiana Western | 0 | 0 | 0 | 0 | 0 | 0 |
| Maine | 0 | 0 | 0 | 0 | 0 | 0 |
| Maryland | 2 | 0 | 2 | 5 | 0 | 5 |
| Massachusetts | 2 | 2 | 0 | 8 | 8 | 0 |
| Michigan Eastern | 2 | 1 | 1 | 32 | 25 | 7 |
| Michigan Western | 1 | 0 | 1 | 4 | 0 | 4 |

| DISTRICT | HUMAN TRAFFICKING CASES | SEX TRAFFICKING CASES | LABOR TRAFFICKING CASES | HUMAN TRAFFICKING DEFENDANTS | SEX TRAFFICKING DEFENDANTS | LABOR TRAFFICKING DEFENDANTS |
|--------------------------|-------------------------|-----------------------|-------------------------|------------------------------|----------------------------|------------------------------|
| Minnesota | 1 | 0 | 1 | 8 | 0 | 8 |
| Mississippi Northern | 0 | 0 | 0 | 0 | 0 | 0 |
| Mississippi Southern | 0 | 0 | 0 | 0 | 0 | 0 |
| Missouri Eastern | 0 | 0 | 0 | 0 | 0 | 0 |
| Missouri Western | 0 | 0 | 0 | 0 | 0 | 0 |
| Montana | 0 | 0 | 0 | 0 | 0 | 0 |
| Nebraska | 0 | 0 | 0 | 0 | 0 | 0 |
| Nevada | 0 | 0 | 0 | 0 | 0 | 0 |
| New Hampshire | 0 | 0 | 0 | 0 | 0 | 0 |
| New Jersey | 3 | 0 | 3 | 14 | 0 | 14 |
| New Mexico | 0 | 0 | 0 | 0 | 0 | 0 |
| New York Eastern | 10 | 0 | 10 | 26 | 0 | 26 |
| New York Northern | 0 | 0 | 0 | 0 | 0 | 0 |
| New York Southern | 10 | 4 | 6 | 27 | 14 | 13 |
| New York Western | 0 | 0 | 0 | 0 | 0 | 0 |
| North Carolina Eastern | 1 | 0 | 1 | 3 | 0 | 3 |
| North Carolina Middle | 0 | 0 | 0 | 0 | 0 | 0 |
| North Carolina Western | 1 | 0 | 1 | 4 | 0 | 4 |
| North Dakota | 1 | 0 | 1 | 2 | 0 | 2 |
| Northern Mariana Islands | 0 | 0 | 0 | 0 | 0 | 0 |
| Ohio Northern | 0 | 0 | 0 | 0 | 0 | 0 |
| Ohio Southern | 0 | 0 | 0 | 0 | 0 | 0 |
| Oklahoma Eastern | 0 | 0 | 0 | 0 | 0 | 0 |
| Oklahoma Northern | 1 | 0 | 1 | 7 | 0 | 7 |
| Oklahoma Western | 2 | 0 | 2 | 13 | 0 | 13 |
| Oregon | 2 | 0 | 2 | 4 | 0 | 4 |
| Pennsylvania Eastern | 1 | 0 | 1 | 8 | 0 | 8 |
| Pennsylvania Middle | 1 | 0 | 1 | 25 | 0 | 25 |
| Pennsylvania Western | 0 | 0 | 0 | 0 | 0 | 0 |
| Puerto Rico | 0 | 0 | 0 | 0 | 0 | 0 |
| Rhode Island | 0 | 0 | 0 | 0 | 0 | 0 |
| South Carolina | 1 | 0 | 1 | 3 | 0 | 3 |
| South Dakota | 0 | 0 | 0 | 0 | 0 | 0 |
| Tennessee Eastern | 1 | 0 | 1 | 1 | 0 | 1 |
| Tennessee Middle | 1 | 0 | 1 | 2 | 0 | 2 |
| Tennessee Western | 0 | 0 | 0 | 0 | 0 | 0 |

| DISTRICT | HUMAN TRAFFICKING CASES | SEX TRAFFICKING CASES | LABOR TRAFFICKING CASES | HUMAN TRAFFICKING DEFENDANTS | SEX TRAFFICKING DEFENDANTS | LABOR TRAFFICKING DEFENDANTS |
|---------------------------|----------------------------|--------------------------|----------------------------|---------------------------------|-------------------------------|---------------------------------|
| Texas Eastern | 3 | 0 | 3 | 42 | 0 | 42 |
| Texas Northern | 1 | 0 | 1 | 3 | 0 | 3 |
| Texas Southern | 2 | 0 | 2 | 9 | 0 | 9 |
| Texas Western | 1 | 0 | 1 | 1 | 0 | 1 |
| Utah | 2 | 0 | 2 | 6 | 0 | 6 |
| Vermont | 0 | 0 | 0 | 0 | 0 | 0 |
| Virgin Islands | 0 | 0 | 0 | 0 | 0 | 0 |
| Virginia Eastern | 2 | 0 | 2 | 4 | 0 | 4 |
| Virginia Western | 0 | 0 | 0 | 0 | 0 | 0 |
| Washington Eastern | 0 | 0 | 0 | 0 | 0 | 0 |
| Washington Western | 1 | 0 | 1 | 4 | 0 | 4 |
| West Virginia Northern | 0 | 0 | 0 | 0 | 0 | 0 |
| West Virginia Southern | 0 | 0 | 0 | 0 | 0 | 0 |
| Wisconsin Eastern | 0 | 0 | 0 | 0 | 0 | 0 |
| Wisconsin Western | 0 | 0 | 0 | 0 | 0 | 0 |
| Wyoming | 0 | 0 | 0 | 0 | 0 | 0 |
| TOTAL | 91 | 11 | 80 | 390 | 57 | 333 |



www.TraffickingInstitute.org ▪ www.TraffickingMatters.com

