

Global Estimates of Modern Slavery



FORCED LABOUR AND FORCED MARRIAGE



International
Labour
Office



WALK FREE
FOUNDATION

In partnership with



International Organization for Migration (IOM)
The UN Migration Agency

Global estimates of modern slavery: forced labour and forced marriage

GENEVA, 2017



This is an open access work distributed under the Creative Commons Attribution 3.0 IGO License (<http://creativecommons.org/licenses/by/3.0/igo>). Users can reuse, share, adapt and build upon the original work, even for commercial purposes, as detailed in the License. The International Labour Office (ILO), Walk Free Foundation and International Organization for Migration (IOM) must be clearly credited as the joint owners of the original work. The use of the emblem of the ILO, Walk Free Foundation and IOM is not permitted in connection with users' work.²³

Translations – In case of a translation of this work, the following disclaimer must be added along with the attribution: This translation was not created by the International Labour Office (ILO), Walk Free Foundation or International Organization for Migration (IOM) and should not be considered an official ILO translation. The ILO, Walk Free Foundation and IOM are not responsible for the content or accuracy of this translation.

Adaptations – In case of an adaptation of this work, the following disclaimer must be added along with the attribution: This is an adaptation of an original work by the International Labour Office (ILO), Walk Free Foundation and International Organization for Migration (IOM). Responsibility for the views and opinions expressed in the adaptation rests solely with the author or authors of the adaptation and are not endorsed by the ILO, Walk Free Foundation or IOM.

All queries on rights and licensing should be addressed to ILO Publications (Rights and Licensing), CH-1211 Geneva 22, Switzerland, or by email to rights@ilo.org.

Global estimates of modern slavery: Forced labour and forced marriage

International Labour Organization (ILO), Geneva, 2017

ISBN: 978-92-2-130131-8 (print) 978-92-2-130132-5 (web pdf) 978-92-2-130135-6 (epub)

Also available in French: *Estimations mondiales de l'esclavage moderne: travail forcé et mariage forcé*

978-92-2-230932-0 (print) 978-92-2-230933-7 (web pdf) 978-92-2-230934-4 (epub)

Also available in Spanish: *Estimaciones mundiales sobre la esclavitud moderna: Trabajo forzoso y matrimonio forzoso*

978-92-2-331038-7 (print) 978-92-2-331039-4 (web pdf) 978-92-2-331040-0 (epub)

The designations employed in this publication, which are in conformity with United Nations practice, and the presentation of material therein do not imply the expression of any opinion whatsoever on the part of the International Labour Office or the International Organization for Migration concerning the legal status of any country, area or territory or of its authorities, or concerning the delimitation of its frontiers.

The responsibility for opinions expressed in signed articles, studies and other contributions rests solely with their authors, and publication does not constitute an endorsement by the International Labour Office or the International Organization for Migration of the opinions expressed in them.

Reference to names of firms and commercial products and processes does not imply their endorsement by the International Labour Office or the International Organization for Migration, and any failure to mention a particular firm, commercial product or process is not a sign of disapproval.

Information on ILO publications and digital products can be found at: www.ilo.org/publns.

Funding for this report was provided by the United States Department of Labor under Cooperative Agreement numbers GLO/10/55/USA and GLO/11/11/USA. This report does not necessarily reflect the views or policies of the United States Department of Labor, nor does mention of trade names, commercial products, or organizations imply endorsement by the United States Government.

On any given day in 2016



METRICS

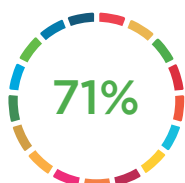
40 million people were victims of modern slavery. This includes:

- **25** million people in forced labour
- **15** million people in forced marriage

PREVALENCE

There were 5.4 victims of modern slavery for every thousand people in the world in 2016.

There were 5.9 adult victims of modern slavery for every 1,000 adults in the world and 4.4 child victims for every 1,000 children in the world.



GENDER

Women and girls accounted for 71 per cent of modern slavery victims.



DEBT BONDAGE

Debt bondage affected half of all victims of forced labour imposed by private actors.



CHILDREN

One in four victims of modern slavery were children.



IN THE PAST FIVE YEARS, 89 MILLION PEOPLE EXPERIENCED SOME FORM OF MODERN SLAVERY FOR PERIODS OF TIME RANGING FROM A FEW DAYS TO THE WHOLE FIVE YEARS.



Table of contents

| | |
|--|-----------|
| Executive summary | 9 |
| Introduction | 15 |
| Part 1. The scale and manifestations of modern slavery | 21 |
| 1.1 Main results | 21 |
| 1.2 Forced labour | 28 |
| 1.2.1 Forced labour exploitation | 32 |
| 1.2.2 Forced sexual exploitation of adults and sexual exploitation of children | 39 |
| 1.2.3 State-imposed forced labour | 41 |
| 1.3 Forced marriage | 44 |
| Part 2. Ending modern slavery: road forward to 2030 | 49 |
| 2.1 Building a policy response: prevention and protection | 50 |
| 2.2 Building the evidence base | 53 |
| 2.3 International cooperation and partnership | 54 |
| Annex: Note on methodology | 57 |
| Endnotes | 63 |



Executive summary

The 2017 Global Estimates of Modern Slavery are presented as a contribution to the Sustainable Development Goals (SDGs), in particular to Target 8.7, which calls for effective measures to end forced labour, modern slavery, and human trafficking, as well as child labour in all its forms. It is intended to inform policy making and implementation of target 8.7 and related SDG Targets. These include eliminating all forms of violence against all women and girls in public and private spheres, including trafficking and sexual and other types of exploitation (SDG 5.2), eliminating all harmful practices, such as child, early, and forced marriage and female genital mutilations (SDG 5.3), ending abuse, exploitation, and trafficking of children (SDG 16.2), and facilitating orderly, safe, and responsible migration and mobility of people, including through implementation of planned and well-managed migration policies (SDG 10.7).

The estimates herein are the result of a collaborative effort between the International Labour Organization (ILO) and the Walk Free Foundation, in partnership with the International Organization for Migration (IOM). They benefited from inputs provided by other UN agencies, in particular the Office of the High Commissioner for Human Rights (OHCHR). In the context of this report, modern slavery covers a set of specific legal concepts including forced labour, debt bondage, forced marriage, other slavery and slavery like practices, and human trafficking. Although modern slavery is not defined in law, it is used as an umbrella term that focuses attention on commonalities across these legal concepts. Essentially,

it refers to situations of exploitation that a person cannot refuse or leave because of threats, violence, coercion, deception, and/or abuse of power.

The Global Estimates of Modern Slavery focus on two main issues: **forced labour** and **forced marriage**. The estimate of forced labour comprises **forced labour in the private economy** (forms of forced labour imposed by private individuals, groups, or companies in all sectors except the commercial sex industry), **forced sexual exploitation of adults and commercial sexual exploitation of children**, and **state-imposed forced labour**.

Due to limitations of the data, as detailed in this report, these estimates are considered to be conservative.

The global figures

An estimated **40.3 million people were victims of modern slavery in 2016**. In other words, on any given day in 2016, there were likely to be more than 40 million men, women, and children who were being forced to work against their will under threat or who were living in a forced marriage that they had not agreed to.

Of these 40.3 million victims:

- **24.9 million people were in forced labour**. That is, they were being forced to work under threat or coercion as domestic workers, on construction sites, in clandestine factories, on farms

and fishing boats, in other sectors, and in the sex industry. They were forced to work by private individuals and groups or by state authorities. In many cases, the products they made and the services they provided ended up in seemingly legitimate commercial channels. Forced labourers produced some of the food we eat and the clothes we wear, and they have cleaned the buildings in which many of us live or work.

- **15.4 million people were living in a forced marriage to which they had not consented.** That is, they were enduring a situation that involved having lost their sexual autonomy and often involved providing labour under the guise of “marriage”.

Women and girls are disproportionately affected by modern slavery, accounting for 28.7 million, or 71 per cent of the overall total. More precisely, women and girls represent 99 per cent of victims of forced labour in the commercial sex industry and 58 per cent in other sectors, 40 per cent of victims of forced labour imposed by state authorities, and 84 per cent of victims of forced marriages.

One in four victims of modern slavery were children. Some 37 per cent (5.7 million) of those forced to marry were children. Children represented 18 per cent of those subjected to forced labour exploitation and 7 per cent of people forced to work by state authorities. **Children who were in commercial sexual exploitation (where the victim is a child, there is no requirement of force) represented 21 per cent of total victims** in this category of abuse.

In the past five years, 89 million people experienced some form of modern slavery for periods of time ranging from a few days to the whole five years. The average length of time victims were in forced labour varied from a few days or weeks in some forms imposed by state authorities to nearly two years for forced sexual exploitation.

The regional figures

Modern slavery occurred in every region of the world. Modern slavery was most prevalent in Africa (7.6 per 1,000 people), followed by Asia and the Pacific (6.1 per 1,000) then Europe and Central Asia (3.9 per 1,000). These results should be interpreted cautiously due to lack of available data in some regions, notably the Arab States and the Americas.

For forced labour specifically, the prevalence is highest in Asia and the Pacific, where four out of every 1,000 people were victims, followed by Europe and Central Asia (3.6 per 1,000), Africa (2.8 per 1,000), the Arab States (2.2 per 1,000) and the Americas (1.3 per 1,000).

While noting limits of the data in key regions, particularly the Arab States, the data suggests prevalence of forced marriage is highest in Africa (4.8 per 1,000), followed by Asia and the Pacific (2.0 per 1,000).

Forced labour

This study examined different forms of forced labour, distinguishing between forced labour imposed by private actors (such as employers in private businesses) and that which was imposed by states. Of the 24.9 million victims of forced labour, 16 million were in the private economy, another 4.8 million were in forced sexual exploitation, and 4.1 million were in forced labour imposed by state authorities.

FORCED LABOUR EXPLOITATION

An estimated 16 million people were in forced labour in the private economy in 2016. More women than men are affected by privately imposed forced labour, with 9.2 million (57.6 per cent) female and 6.8 million (42.4 per cent) male. Half of these men and women (51 per cent) were in **debt bondage**, in which personal

debt is used to forcibly obtain labour. This proportion rises above 70 per cent for adults who were forced to work in agriculture, domestic work, or manufacturing.

Among cases where the type of work was known, the largest share of adults who were in forced labour were **domestic workers** (24 per cent). This was followed by the **construction** (18 per cent), **manufacturing** (15 per cent), and **agriculture and fishing** (11 per cent) sectors.

Most victims of forced labour suffered **multiple forms of coercion** from employers or recruiters as a way of preventing them from being able to leave the situation. Nearly one-quarter of victims (24 per cent) had their wages withheld or were prevented from leaving by threats of non-payment of due wages. This was followed by threats of violence (17 per cent), acts of physical violence (16 per cent), and threats against family (12 per cent). For women, 7 per cent of victims reported acts of sexual violence.

FORCED COMMERCIAL SEXUAL EXPLOITATION OF ADULTS AND SEXUAL EXPLOITATION OF CHILDREN

An estimated **3.8 million adults were victims of forced sexual exploitation and 1.0 million children were victims of commercial sexual exploitation** in 2016. The **vast majority of victims (99 per cent) were women and girls**. More than seven in ten victims were exploited in the Asia and the Pacific region. This was followed by Europe and Central Asia (14 per cent), Africa (8 per cent), the Americas (4 per cent), and the Arab States (1 per cent).

STATE-IMPOSED FORCED LABOUR

There were an estimated 4.1 million people in state-imposed forced labour on average in 2016. They included citizens recruited by their state authorities to participate in agriculture or construction work for purposes of economic development, young military conscripts forced to perform work that was not of military nature, those forced to perform communal services that were not

decided upon at the community level and do not benefit them, or prisoners forced to work against their will outside] the exceptions established by the ILO supervisory bodies.

Forced marriage

In 2016, **an estimated 15.4 million people were living in a forced marriage**. Of this total, 6.5 million cases had occurred in the previous five years (2012-2016) and the remainder had taken place prior to this period but had continued into it.

While men and boys can also be victims of forced marriage, most victims (88 per cent) were women and girls, with more than a third (37 per cent) of victims under 18 years of age at the time of the marriage. Among child victims, 44 per cent were forced to marry before the age of 15 years. While noting limits of the data in key regions, particularly the Arab States, the data suggests prevalence of forced marriage per 1,000 people is highest in Africa (4.8 per 1,000), followed by Asia and the Pacific (2.0 victims per 1,000).

Data sources and methodology

As no single source provides suitable and reliable data for all forms of modern slavery, a combined methodology has been adopted, drawing on a variety of data sources as required. The central element is the use of 54 specially designed, national probabilistic surveys involving interviews with more than 71,000 respondents across 48 countries. Administrative data from IOM databases of assisted victims of trafficking were used, in combination with the 54 datasets, to estimate forced sexual exploitation and forced labour of children, as well as the duration of forced labour exploitation. Forced labour imposed

by state authorities was derived from validated sources and systematic review of comments from the ILO supervisory bodies with regard to ILO Conventions on forced labour.

The methodology used to build these Global Estimates combined this data, which covers a five-year reference period from 2012 to 2016. All the data on cases of forced labour and forced marriage that took place between 2012 and 2016, representing a total of nearly 89 million people, was analysed and processed to build the main estimates of modern slavery presented in this report.

Conclusions and way forward

Ending modern slavery will require a multi-faceted response that addresses the array of forces – economic, social, cultural, and legal – that contribute to vulnerability and enable abuses. There can be no one-size-fits-all solution; responses need to be adapted to the diverse environments in which modern slavery still occurs. But it is nonetheless possible to identify some overarching policy priorities in the lead-up to 2030 from the Global Estimates and from experience to date.

Stronger social protection floors are necessary to offset the vulnerabilities that can push people into modern slavery. Extending labour rights in the informal economy – where modern slavery is most likely to occur – is needed to protect workers from exploitation. Given that a large share of modern slavery can be traced to migration, improved migration governance is vitally important to preventing forced labour and protecting victims.

Additionally, the risk and typology of modern slavery is strongly influenced by gender, and this must also be taken into account in developing policy responses. Addressing the root causes of debt bondage, a widespread means of

coercion, is another necessary element of forced labour prevention, while improved victim identification is critical to extending protection to the vast majority of modern slavery victims who are currently unidentified or unattended. Finally, we know that much of modern slavery today occurs in contexts of state fragility, conflict, and crisis, pointing to the need to address the risk of modern slavery as part of humanitarian actions in these situations.

Further efforts are needed to improve the evidence base on modern slavery in order to inform and guide policy responses in all of these areas. Key measurement priorities identified through the preparation of the Global Estimates include the improved measurement of modern slavery affecting children and specifically cases of sexual exploitation involving children and child marriage. There is also a need to more effectively capture specific sub-populations such as adult victims of forced sexual exploitation and victims in conflict contexts. The ability to track changes in modern slavery over time will be critical for monitoring progress in the lead-up to 2030. But perhaps the most important priority is to strengthen and extend national research and data collection efforts on modern slavery to guide national policy responses.

International cooperation in addressing modern slavery is essential given its global and cross-border dimensions. Alliance 8.7, a multi-stakeholder partnership committed to achieving Target 8.7 of the Sustainable Development Goals, has an important role to play in this regard. The Global Estimates indicate that the majority of forced labour today exists in the private economy. This underscores the importance of partnering with the business community – alongside employers' and workers' organisations, and civil society organisations – to eradicate forced labour in supply chains and in the private economy more broadly. Cooperation should be strengthened between and among governments and with relevant international and regional organizations in areas such as labour law enforcement, criminal law enforcement,

and the management of migration in order to prevent trafficking and to address forced labour across borders.



Introduction

The new Global Estimates presented in this report indicate that more than 40 million people were caught up in the grip of modern slavery in 2016. This alarming figure is a wake-up call to the global community, which, through the adoption of the 2030 Sustainable Development Goals (SDGs), has committed to the target of ending modern slavery and human trafficking by the year 2030.

Thirteen years is but a moment in human history, and doing away with coercive systems that in some cases have been around for centuries – and that in other cases are emerging from new and illegitimate business models, large-scale migration, crisis, and conflict – will be a monumental challenge. Meeting the ambitious 2030 target to end modern slavery will require renewed political will, matched by the commitment of sufficient resources, and a major acceleration of national and international efforts.

To be effective, policies and programmes must be grounded in the best possible understanding of the root causes of modern slavery at both the national and global levels. This requires not only more and better information on the numbers of people affected by modern slavery, but also on its various forms and manifestations, and the ways in which people are caught up in it. This report is aimed at informing global efforts towards the 2030 target by helping to fulfil these information requirements. It is also hoped that the findings presented in the report will encourage further research and data collection efforts by governments, focused on the national and local dimensions of modern slavery.

The global and regional estimates presented in this report were developed by the International Labour Organization (ILO) and the Walk Free Foundation

in partnership with the International Organization for Migration (IOM).² They benefited from inputs provided by other UN agencies, in particular the Office of the High Commissioner for Human Rights (OHCHR). The estimates are based on a jointly developed methodology summarised in the annex and described in detail in the methodology report produced along with this Global Estimates report.³ They are derived from various data sources, as no one source was considered sufficiently suitable or reliable. The principal sources are the Walk Free Foundation's survey data for 2014 and 2015, as well as data from an additional 26 national surveys jointly conducted by ILO and Walk Free Foundation in 2016 and data drawn from the IOM's database of human trafficking cases since 2012. The terminology utilised in the report is described in Panel 1.

The report, and the global estimation exercise that underpins it, forms part of a broader multi-partner effort to measure and monitor progress towards Target 8.7 of the Sustainable Development Goals. This effort is taking place within the framework of Alliance 8.7, a multi-stakeholder partnership committed to ending forced labour, modern slavery, human trafficking, and child labour in accordance with SDG Target 8.7.

The report charts how far we must still travel to honour our commitment to ending modern slavery by 2030. Part 1 presents the most complete possible profile of modern slavery in today's world: the main forms of forced labour and forced marriage, their extent and characteristics, the means by which persons are trapped in them, and the duration of the abuse. Part 2 discusses key policy priorities emerging from the Global Estimates in the drive to rid the world of modern slavery.

Statistical concepts and definitions used in this report

In the context of this report, modern slavery covers a set of specific legal concepts including forced labour, debt bondage, forced marriage, slavery and slavery-like practices, and human trafficking. Although modern slavery is not defined in law, it is used as an umbrella term that focuses attention on commonalities across these legal concepts. Essentially, it refers to situations of exploitation that a person cannot refuse or leave because of threats, violence, coercion, deception, and/or abuse of power.

In order to make this set of complex legal concepts measurable, the Global Estimates focus on two key forms of modern slavery: forced labour and forced marriage.

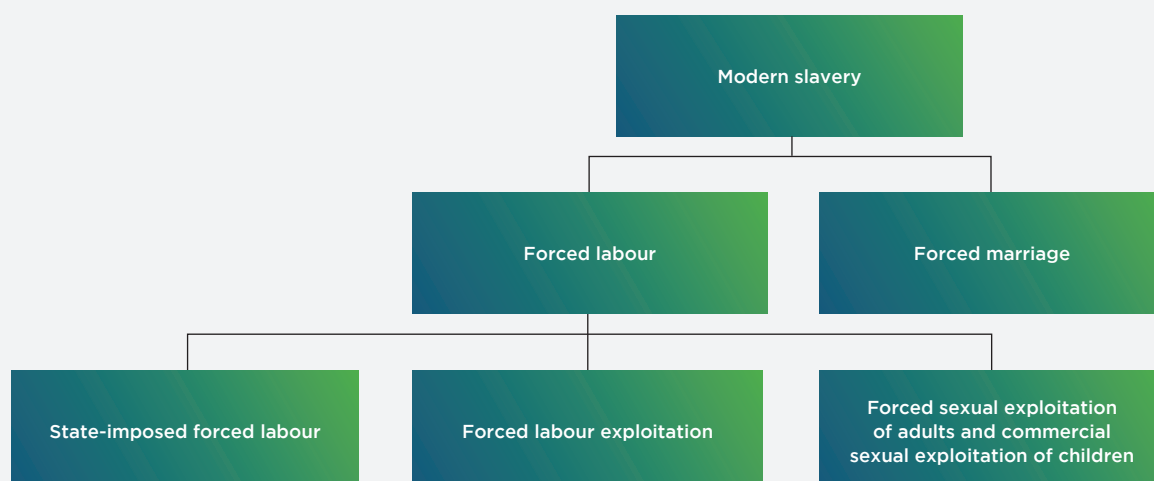
Forced labour is defined by ILO Forced Labour Convention, 1930 (No. 29) as “all work or service that is exacted from any person under the menace of any penalty and for which the said person has not offered himself voluntarily.”⁴ While forced labour may be particularly widespread in certain economic activities or industries, a forced labour situation is determined by the nature of the relationship between a person and an “employer” and not by the type of activity performed, however arduous or hazardous the conditions of work may be, nor by its legality or illegality under national law. For

example, a woman forced into commercial sexual exploitation is in a forced situation because of its involuntary nature and the menace she is facing, regardless of the dangers and hazards she faces in this work or whether it is permitted by law. In recent years, the ILO has focused on the two criteria embedded in the Convention No. 29, namely, “involuntariness” and “menace of penalty” with regard to determining forced labour of adults and forced labour of children.”⁵

Forced labour of adults is defined, for purposes of measurement, as work for which a person has not offered him or herself voluntarily (criterion of “involuntariness”) and which is performed under coercion (criterion of “menace of penalty”) applied by an employer or a third party. The coercion may take place during the worker’s recruitment process to force him or her to accept the job or, once the person is working, to force him or her to do tasks that were not part of what was agreed to at the time of recruitment or to prevent him or her from leaving the job.

Forced labour of children is defined, for purposes of measurement, as work performed by a child under coercion applied by a third party (other than his or her parents) either to the child or to the child’s parents, or work performed by a child as a direct consequence of his or

her parent or parents being engaged in forced labour. The coercion may take place during the child’s recruitment to force the child or his or her parents to accept the job or, once the child is working, to force him or her to do tasks that were not part of what was agreed to at the time of recruitment or to prevent the child from leaving the work.



TYPOLOGY OF FORCED LABOUR

Forced labour can be found in its various forms in practically all countries and all economic activities. The typology depicted above, which was developed for the global estimates of forced labour, is based on three main categories of forced labour defined as follows:

- **Forced labour exploitation**, imposed by private agents for labour exploitation, including bonded labour, forced domestic work, and work imposed in the context of slavery or vestiges of slavery.
- **Forced sexual exploitation of adults**, imposed by private agents for commercial sexual exploitation, and all forms of **commercial sexual exploitation of children**. This encompasses the use, procuring, or offering of children for prostitution or pornography.
- **State-imposed forced labour**, including work exacted by the public authorities, military, or para-

military, compulsory participation in public works, and forced prison labour.

Forced marriage refers to situations where persons, regardless of their age, have been forced to marry without their consent. A person might be forced to marry through physical, emotional, or financial duress, deception by family members, the spouse, or others, or the use of force, threats, or severe pressure. Forced marriage is prohibited through the prohibitions on slavery and slavery-like practices, including servile marriage.⁶ Child marriage is generally considered to be forced marriage, given that one and/or both parties by definition has not expressed full, free, and informed consent. However, there are exceptions. For example, in many countries 16 and 17 year-olds who wish to marry are legally able to do so following a judicial ruling or parental consent.⁷ It is important to be clear that for the purposes of these estimates, the measurement of forced marriage is limited to what was captured by the surveys.

That is, forced marriage in these estimates includes all marriages of both adults and children that were reported by the survey respondent to have been forced and without consent, regardless of the age of the respondent. Accordingly, the estimates do not include every instance of child marriage, as child marriage is not currently measured adequately at the scale or specificity required for a global estimate.⁸

OTHER RELATED CONCEPTS

The other main concepts of modern slavery are slavery, institutions and practices similar to slavery, and trafficking in persons (often referred to as human trafficking). These are not included explicitly in the estimates but are closely linked to them. Slavery was first defined in a Convention adopted by the League of Nations in 1926 as “the status or conditions of a person over whom any or all of the powers attaching to the right of ownership are exercised”. It thus refers to control of one person or

persons over others, and is also considered a serious criminal offence. The concept of slavery-like practices was first addressed in international law in 1956 by means of a United Nations instrument, supplementing the earlier Slavery Convention, covering a range of institutions and practices similar to slavery, including debt bondage, serfdom, and forced marriage.⁹ While the instrument places some emphasis on criminal-

isation, it is also accepted that the eradication of these slavery-like practices can be achieved only over time through the necessary legislative and other programmatic measures.

While the concept of trafficking in persons was addressed in a number of earlier instruments, the most recent and widely accepted definition is that contained in a Protocol to the United Nations Convention against Transnational

Organized Crime, adopted in 2000. The definition specifies that the crime of trafficking is a process constituted by three distinct elements – act, means, and purpose (exploitation). Coercion is one of the means enumerated in the Protocol, which states that when coercion (or any other means) is used to get victims into an exploitative situation, actual exploitation need not happen for a trafficking crime to have taken place.

Table 1

Modern slavery: global results

Number and prevalence of persons in modern slavery, by category, sex and age

| | | Forced labour sub-categories | | | | Total forced labour | Forced marriage | Modern slavery |
|-------|----------|------------------------------|--|-----------------------------|-------|---------------------|-----------------|----------------|
| | | Forced labour exploitation | Forced sexual exploitation of adults and sexual exploitation of children | State-imposed forced labour | | | | |
| World | | No. (thousands) | 15 975 | 4 816 | 4 060 | 24 850 | 15 442 | 40 293 |
| | | Prevalence (per thousand) | 2.2 | 0.7 | 0.5 | 3.4 | 2.1 | 5.4 |
| Sex | Male | No. (thousands) | 6 766 | 29 | 2 411 | 9 206 | 2 442 | 11 648 |
| | | Prevalence (per thousand) | 1.8 | 0 | 0.6 | 2.4 | 0.6 | 3.0 |
| | Female | No. (thousands) | 9 209 | 4 787 | 1 650 | 15 646 | 13 000 | 28 645 |
| | | Prevalence (per thousand) | 2.5 | 1.3 | 0.4 | 4.2 | 3.5 | 7.7 |
| Age | Adults | No. (thousands) | 12 995 | 3 791 | 3 778 | 20 564 | 9 762 | 30 327 |
| | | Prevalence (per thousand) | 2.5 | 0.7 | 0.7 | 3.9 | 1.9 | 5.8 |
| | Children | No. (thousands) | 2 980 | 1 024 | 282 | 4 286 | 5 679 | 9 965 |
| | | Prevalence (per thousand) | 1.3 | 0.4 | 0.1 | 1.9 | 2.5 | 4.4 |

Table 2

Modern slavery: global results

Number and prevalence of persons in modern slavery, by category, sex and age

| | | Total forced labour | Forced marriage | Modern slavery |
|--------|---------------------------|---------------------------|-----------------|----------------|
| World | No. (thousands) | 24 850 | 15 442 | 40 293 |
| | Prevalence (per thousand) | 3.4 | 2.1 | 5.4 |
| Region | Africa | No. (thousands) | 3 420 | 5 820 |
| | | Prevalence (per thousand) | 2.8 | 4.8 |
| | Americas | No. (thousands) | 1 280 | 670 |
| | | Prevalence (per thousand) | 1.3 | 0.7 |
| | Arab States | No. (thousands) | 350 | 170 |
| | | Prevalence (per thousand) | 2.2 | 1.1 |
| | Asia and the Pacific | No. (thousands) | 16 550 | 8 440 |
| | | Prevalence (per thousand) | 4.0 | 2.0 |
| | Europe and Central Asia | No. (thousands) | 3 250 | 340 |
| | | Prevalence (per thousand) | 3.6 | 0.4 |



Part 1.

The scale and manifestations of modern slavery

1.1 Main results

AN ESTIMATED 40.3 MILLION PEOPLE WERE VICTIMS OF MODERN SLAVERY IN 2016

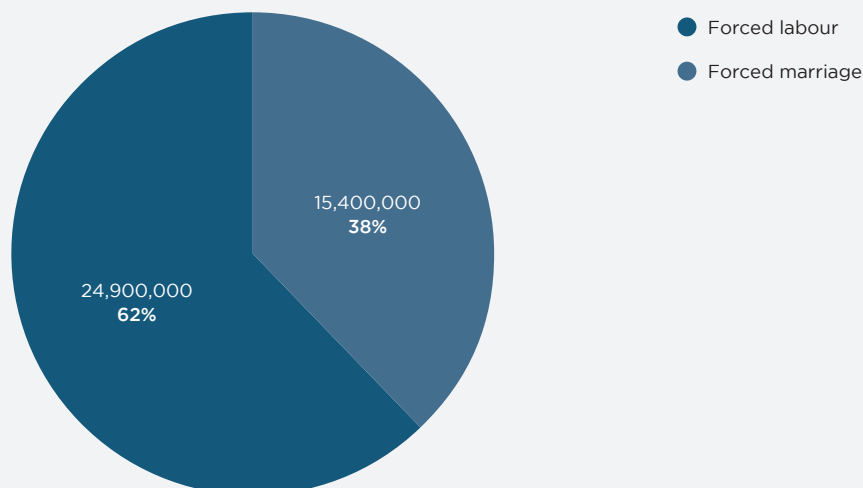
In other words, on any given day in 2016, there were likely to be more than 40 million men, women, and children

who were being forced to work against their will under threat, or who were living in a forced marriage that they had not agreed to. In terms of the *prevalence* of modern slavery, there were 5.4 victims for every thousand people in the world in 2016. Due to limitations of the methodology and data,¹⁰ these estimates are considered to be conservative.

Figure 1

Modern slavery

Number and percentage distribution of victims of modern slavery, by category



OF THE TOTAL NUMBER OF VICTIMS OF MODERN SLAVERY, 24.9 MILLION PEOPLE WERE IN FORCED LABOUR AND 15.4 MILLION PEOPLE WERE LIVING IN A FORCED MARRIAGE

It is worth reflecting on what these figures mean:

- 24.9 million people were being forced to work under threat or coercion as domestic workers, on construction sites, in factories, on farms and fishing boats, in other sectors, and in the sex industry. They were forced to work by private individuals and groups or by state authorities. In many cases, the products they made and the services they provided ended up in seemingly legitimate commercial channels. Forced labourers produced some of the food we eat and the clothes we wear, and they have cleaned the buildings in which we live or work.
- 15.4 million people were living in a forced marriage to which they had not consented. That is, they were enduring a situation that involved having lost their sexual autonomy and often involved providing labour under the guise of “marriage”.

WOMEN AND GIRLS ARE DISPROPORTIONATELY AFFECTED BY MODERN SLAVERY, ACCOUNTING FOR 71 PER CENT OF TOTAL VICTIMS

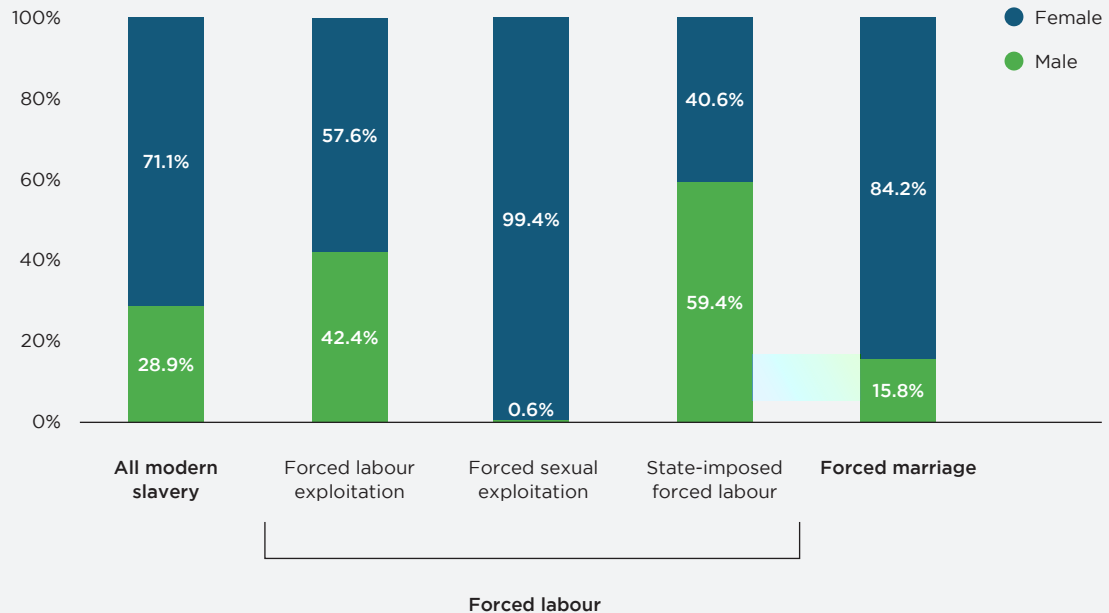
The estimates suggest that far more females than males are affected by modern slavery (71 per cent versus 29 per cent). This varies across forms. Women and girls are disproportionately victimised above all for forced labour in the private economy (including domestic work and the sex industry) and forced marriage. Women and girls represented 99 per cent of victims of forced sexual exploitation and 84 per cent of victims of forced marriages.

This reflects highly gendered patterns of employment and migration and helps shed light on where prevention and victim identification efforts should be focused. But the data also suggests the relevance of broader patterns of human rights abuses that disproportionately affect women and girls, including domestic and sexual violence and discriminatory beliefs and practices around access to property, education, and even citizenship.

Figure 2

Modern slavery and sex of victim

Percentage distribution of victims of modern slavery, by sex and category



The Global Estimates indicate that men are disproportionately subject to state-imposed forms of forced labour, reflecting the impact on men of abusive conscription and imprisonment, and to forced labour in sectors that traditionally involve manual labour (construction, manufacturing, and agriculture/fishing). They also confirm that men and boys can be victims in all aspects of modern slavery, including forced sexual exploitation and forced marriage. Accordingly, it is critical that preventative efforts reflect this risk profile and also that national laws and responses to victimisation make allowance for male victims.

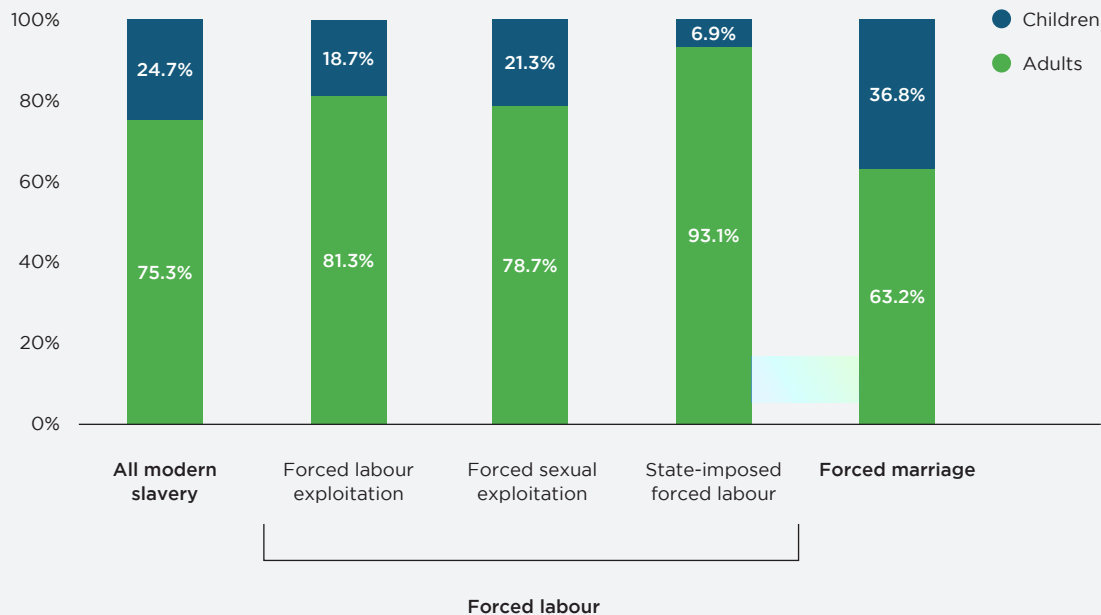
ONE IN FOUR VICTIMS OF MODERN SLAVERY IN 2016 WERE CHILDREN BELOW THE AGE OF 18 YEARS

One of the most alarming findings of the modern slavery estimates is the extent to which children are victims. One-quarter of all modern slavery victims – 10 million persons in all – were children. Children were especially likely to fall victim to forced marriage. Some 37 per cent, or 5.7 million, of those forced to marry were children. Children represented 21 per cent of the victims of forced sexual exploitation, 18 per cent of those subjected to forced labour exploitation, and 7 per cent of people forced to work by state authorities.

Figure 3

Modern slavery and age of victim

Percentage distribution of victims of modern slavery, by age and category



There is in fact only a small difference between children and adults in terms of prevalence of modern slavery. There were 5.9 adult victims of modern slavery for every 1,000 adults in the world and 4.4 child victims for every 1,000 children in the world. When examining the rates of prevalence by form of modern slavery, adults were more likely than children to be victims of all three forms of forced labour; however, children were more likely than adults to be victims of forced marriage. For every 1,000 children, there were 2.5 victims of forced marriage, while for every 1,000 adults there were 1.9 victims of forced marriage.

Figure 4

Modern slavery and age of victim

Prevalence (per 1,000 persons) of modern slavery, by age and category



Forced labour of children takes two predominant forms. It can result from their guardians themselves being in forced labour, in which case the children work with their parents or at least for the same employer. Or the children may be in forced labour on their own as a result of trafficking, deceptive recruitment, or coercive means used by their direct employer. In the former case, parents are more likely to be aware of their children's situation and working conditions. In the latter case, parents are less likely to be aware, as with children who migrate alone or are trafficked into forced labour, particularly domestic work.

THERE WAS A TOTAL OF 89 MILLION VICTIMS OF MODERN SLAVERY OVER THE PERIOD FROM 2012 TO 2016; THE TIME DURATION VARIED WIDELY

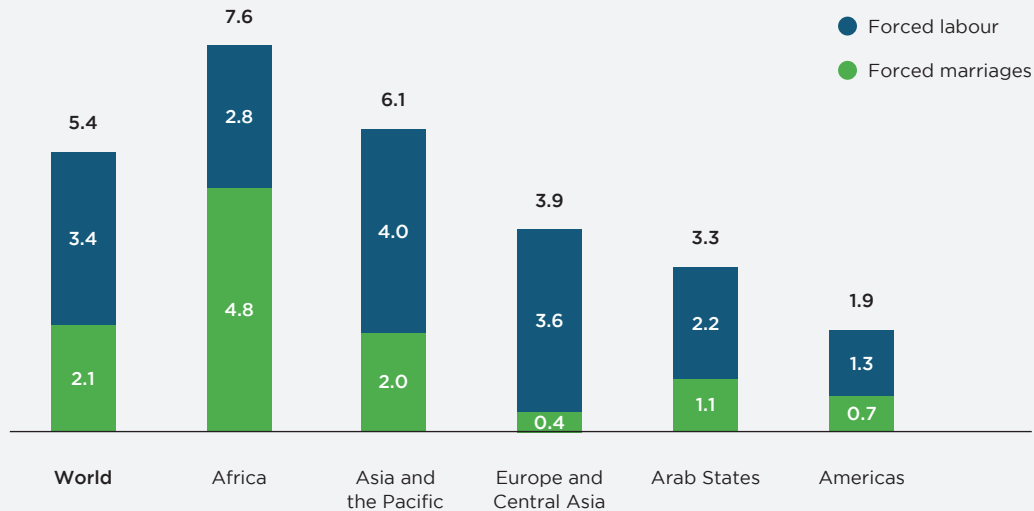
Over the five-year period from 2012 to 2016, 89 million people were either in forced labour for a minimum number of

days or entered into a forced marriage. Of these, 82.7 million were victims of forced labour and 6.5 million had been forced to marry against their will. There is wide variation in how long victims of modern slavery remain in their situation. While some manage to escape after a few days or weeks, others are trapped for years, as is the case for those in traditional forms of hereditary bonded labour and some forced marriages. For victims registered by IOM after 2012, the average duration in forced labour exploitation was slightly over 20 months and for the victims of sexual exploitation it was 23 months. Victims of forced labour imposed by state authorities were exploited for a duration that varied from a few days per month (for example, when authorities force people to participate in illegal communal services) to several years for some cases of prison labour or forced labour in the context of military service.

Figure 5

Regional prevalence of modern slavery

Prevalence of modern slavery (per 1,000 population), by region and category



THE PREVALENCE OF MODERN SLAVERY IS HIGHEST IN AFRICA

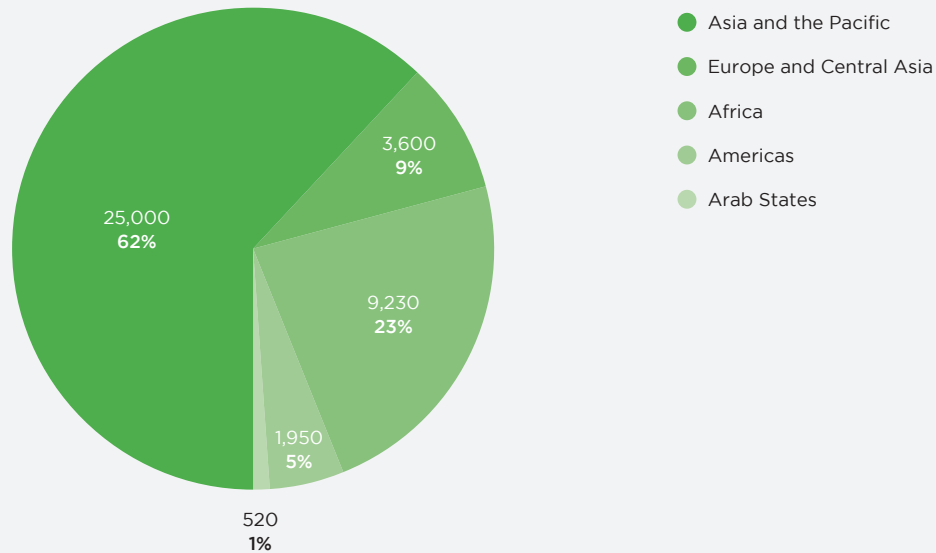
There were 7.6 victims for every thousand people in the Africa region. This was followed by the Asia and the Pacific region (6.1 per 1,000), Europe and Central Asia (3.9 per 1,000), the Arab States (3.3 per 1,000) and finally the Americas (1.9 per 1,000). Regional prevalence rankings differed for the two main categories of modern slavery – forced labour and forced marriage. Asia and the Pacific had the highest prevalence of forced labour (4.0 per 1,000) and Africa the highest prevalence of forced marriage (4.8 per 1,000). The regional figures are important but should be interpreted with care,

bearing in mind critical gaps and limitations of the data.¹¹ This is especially the case in Central Asia and the Arab States, where few surveys have been conducted despite numerous reports of forced labour and forced marriages occurring.¹² Far more research and survey work is required at the national level to provide a more comprehensive picture.

Figure 6

Regional distribution of modern slavery

Number (in thousands) and percentage distribution of victims of modern slavery, by region



THE POPULOUS ASIA AND PACIFIC REGION IS HOST TO BY FAR THE LARGEST ABSOLUTE NUMBER OF VICTIMS OF MODERN SLAVERY

Figures for the absolute numbers of persons in modern slavery underscored the importance of the Asia and Pacific region, where 62 per cent of all victims of modern slavery worldwide were located. This was followed by the Africa region (23 per cent), Europe and Central Asia (9 per cent), the Americas (5 per cent), and finally the Arab States (1 per cent). The Asia and the Pacific region has the highest share of victims across all forms of modern slavery, accounting for 73 per cent of victims of forced sexual exploitation, 68 per cent of those forced to work by state authorities, 64 per cent of those in forced labour exploitation, and 42 per cent of all those in forced marriages.

1.2 Forced labour

Table 3

Forced labour

Number and prevalence of persons in forced labour, by category, sex and age

| | | Forced labour sub-categories | | | Total forced labour |
|-------|---------------------------|------------------------------|--|-----------------------------|---------------------|
| | | Forced labour exploitation | Forced sexual exploitation of adults and sexual exploitation of children | State-imposed forced labour | |
| World | No. (thousands) | 15 975 | 4 816 | 4 060 | 24 850 |
| | Prevalence (per thousand) | 2.2 | 0.7 | 0.5 | 3.4 |
| Sex | Male | No. (thousands) | 6 766 | 29 | 9 206 |
| | | Prevalence (per thousand) | 1.8 | 0 | 2.4 |
| | Female | No. (thousands) | 9 209 | 4 787 | 15 646 |
| | | Prevalence (per thousand) | 2.5 | 1.3 | 4.2 |
| Age | Adults | No. (thousands) | 12 995 | 3 791 | 20 564 |
| | | Prevalence (per thousand) | 2.5 | 0.7 | 3.9 |
| | Children | No. (thousands) | 2 980 | 1 024 | 4 286 |
| | | Prevalence (per thousand) | 1.3 | 0.4 | 1.9 |

This section of the report presents the main findings related to forced labour using three broad categories: forced labour exploitation,¹³ forced sexual exploitation,¹⁴ and state-imposed forced labour.¹⁵

Forced labour, as set out in ILO Forced Labour Convention, 1930 (No.29),¹⁶ refers to “all work or service which is exacted from any person under the menace of any penalty and for which the said person has not offered himself voluntarily”. Men, women, and children are forced to work in various settings across the globe, with examples of forced labour found in garment making in South Asian factories, digging for minerals in African mines, harvesting tomatoes on North American farms, working as domestic workers in East Asian homes, working

on farms in Latin America, begging in European cities, and constructing high rise buildings in the Gulf States, among other sectors and geographic areas. Regardless of the setting, an identifying feature of situations of forced labour is lack of voluntariness in taking the job or accepting the working conditions, and the application of a penalty or a threat of a penalty to prevent an individual from leaving a situation or otherwise to compel work. Coercion can take many forms, ranging from physical and sexual violence or threats against family members to more subtle means such as withholding of wages, retaining identity documents, threats of dismissal, and threats of denunciation to authorities.

AN ESTIMATED 24.9 MILLION PERSONS WERE VICTIMS OF FORCED LABOUR IN 2016

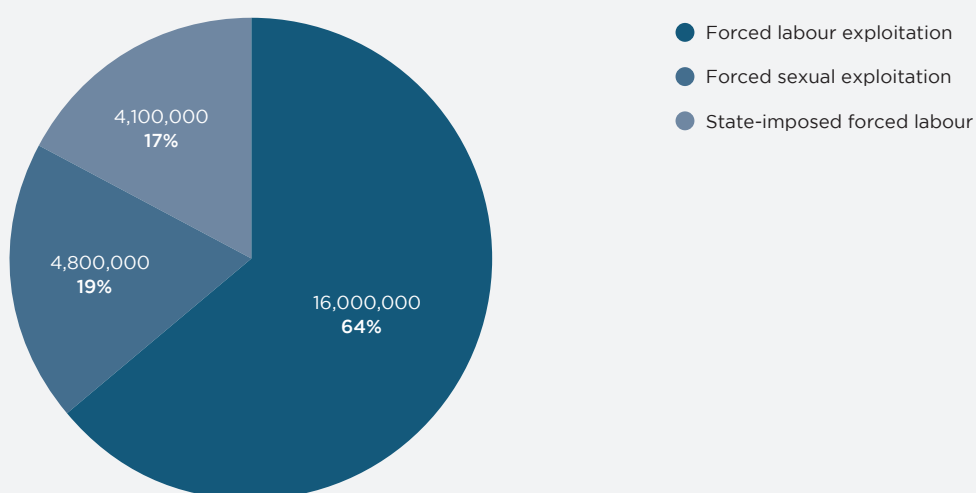
Among the 24.9 million people in any form of forced labour, 16 million were

victims of forced labour exploitation in economic activities such as agriculture, construction, domestic work, and manufacturing, 4.8 million were victims of forced sexual exploitation, and 4.1 million were victims of forced labour imposed by state authorities.

Figure 7

Forced labour

Number and percentage distribution of victims of forced labour, by sub-category



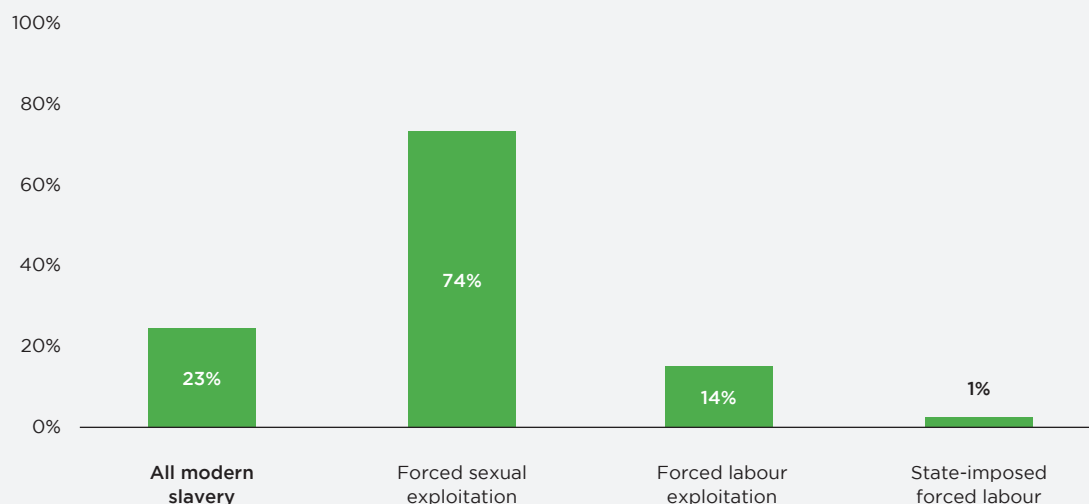
A SIGNIFICANT SHARE OF VICTIMS OF FORCED LABOUR WERE EXPLOITED OUTSIDE THEIR COUNTRY OF RESIDENCE¹⁷

Almost one of every four victims of forced labour were exploited outside their country of residence. As illustrated in Figure 8, victims of forced sexual exploitation appear most likely to have been exploited outside their country of residence, while, not surprisingly, almost all forced labour imposed by state authorities took place within the borders of their own countries. It should be noted, however, that these differences by typology were driven in part by the differences in the data sources used for measuring them.¹⁸

Figure 8

Forced labour and migration

Percentage of victims of forced labour living outside their country residence, by form of forced labour



The large share of victims exploited outside their country of residence points to the high degree of risk associated with migration in the modern world, particularly for migrant women and children, who are likely to be the most vulnerable.

This point is taken up further in Panel 2. The fight against modern slavery is thus integrally related to global initiatives to promote orderly, safe, and regular migration, such as the global compact for safe, orderly and regular migration.

Panel 2

Migration and the risk of exploitation

Although most migration is voluntary and has a positive impact on individuals and societies, migration can increase vulnerability to human trafficking and exploitation. Irregular migrants, for instance, may be subjected to kidnap and ransom demands, extortion, physical violence, sexual abuse, and trafficking in persons. They may start their journeys by willingly placing themselves in the hands of

smugglers and become trafficked along the way. Once they reach their destination, migrants who have travelled through regular and irregular channels remain vulnerable to trafficking in persons and other forms of exploitation due to language barriers, challenges of social integration, and unscrupulous employers and landlords who take advantage of their limited knowledge of local conditions and

reduced bargaining power. Large-scale displacement caused by humanitarian crises such as armed conflicts, natural disasters, and protracted unrest can also create vulnerable populations who can become victims of trafficking.¹⁹

Migrant workers and job seekers, who constitute the majority of international migrants, are vulnerable to human trafficking throughout their

migration process. Labour migration is an increasingly complex and dynamic phenomenon taking place within and between all regions of the world. In certain migration corridors, such as between Asia and the Arab States and within South-East Asia, the number of international migrants, the large majority of whom are migrant workers, has tripled since 1990. Temporary labour migration, particularly of low-skilled workers, is exceeding permanent flows, and this presents a significant governance challenge in terms of ensuring decent work and reducing migration costs for this category of migrant workers.²⁰ Many migrant workers are concentrated in specific economic sectors such as domestic work, manufacturing, construction, and agriculture. Special attention is required for domestic workers, who are among the most vulnerable groups of workers.

Several recent reports have

documented the clear links between human trafficking and migration. The United Nations Office on Drugs and Crime (UNODC) reports that approximately 60 per cent of victims of trafficking in persons detected between 2012 and 2014 were from outside the country where they were exploited.²¹ IOM also documented the predatory behaviour and the kinds of enabling environments in which human trafficking and associated forms of abuse and exploitation flourish along key migration routes. For example, approximately three-quarters of respondents in IOM's Flow Monitoring Surveys conducted on the Central Mediterranean route to Europe from North Africa (primarily Libya) reported direct experiences of abuse, exploitation, coercion and practices that may amount to human trafficking.²² Findings from a recent report by UNICEF and IOM also shed light on the risks of trafficking and exploitation

among children and youth on the move through the Mediterranean Sea.²³

Opportunities for exploitation of migrant workers can include charging recruitment fees, providing false promises about salaries or working conditions, or even the nature of the job itself. Migrant workers may find themselves employed under substandard working conditions, being paid at wage levels below national standards and counterparts, and sometimes kept under these conditions due to their immigration status, difficulties in changing employment linked to restrictive visa regimes, and/or debt bondage. While protections for migrant workers are increasing in some areas, particularly through bilateral agreements, there is a continued need to reform the recruiting and contracting systems that place migrant workers at risk of forced labour and human trafficking.

NINETY-FOUR PER CENT OF MODERN SLAVERY VICTIMS WERE EXPLOITED IN A COUNTRY IN THE SAME INCOME-BASED REGIONAL GROUPING AS THEIR COUNTRY OF RESIDENCE

Poverty is often cited as an important risk factor for modern slavery, and relative wealth disparities between countries are often cited as a pull factor. While poverty can drive a decision to migrate for labour, it can also act as a barrier to migration, as members of the poorest groups are often unable to raise the money required to reach their destination, whether through accessing loans in their local communities or from others in the migration industry. But to date there has been limited empiri-

cal data providing insight into the connection between income levels and forced labour movements. To explore this issue, the estimates of victims of forced labour were examined according to the income levels of the victims' country of residence and of the country where the exploitation took place. The results suggest very little movement across income groupings. Ninety-four per cent of victims of forced labour were exploited in a country that was in the same income-based regional grouping as their country of residence. People who were exploited in the low- and lower-middle-income groupings were almost exclusively residents of countries that were in the same income grouping.

1.2.1 Forced labour exploitation

This sub-section refers to persons in forced labour exploitation imposed by private actors other than for commercial sexual exploitation.

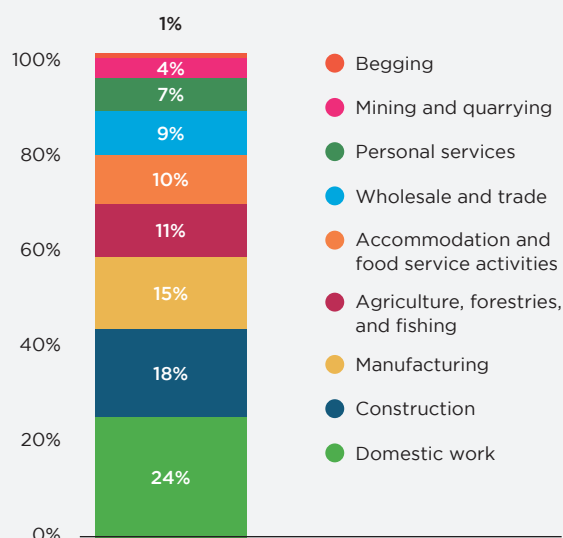
AN ESTIMATED 16 MILLION PEOPLE WERE VICTIMS OF FORCED LABOUR EXPLOITATION IMPOSED BY PRIVATE ACTORS IN 2016

Females accounted for a significantly larger share of total victims (57 per cent) than males (43 per cent). Nearly 20 per cent of the victims of forced labour exploitation were children, who may have worked alone, far from their families, or together with their parents. Among cases of forced labour exploitation where the type of work was known,²⁴ the largest share – almost a quarter – was in domestic work. This was followed by the construction (18 per cent), manufacturing (15 per cent), and agriculture and fishing (11 per cent) sectors.

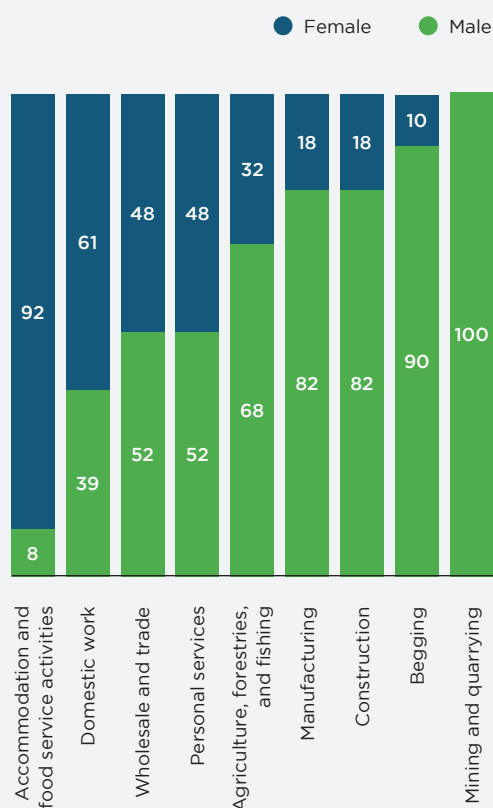
Figure 9

Sector of forced labour exploitation

(a) Sectoral distribution of victims of forced labour exploitation^{(a), (b)}



(b) Sex distribution of victims of forced labour exploitation, by sector of economic activity^{(a), (b)}



Note: (a) These figures are based on cases of forced labour exploitation where industry was reported. Information on the industry was available for 65 per cent of total cases of forced labour exploitation; and (b) with the exception of begging, categories are based on the International Standard Industrial Classification of All Economic Activities, Rev.4 (1-digit level). For further detail and explanation see United Nations Statistics Division (<https://unstats.un.org/unsd/cr/registry/regcst.asp?CI=27>).

DIFFERENCES BY SEX IN THE TYPOLOGY OF FORCED LABOUR EXPLOITATION WERE CONSIDERABLE

Male victims were much more likely than female victims to be in the mining, manufacturing, construction, and agriculture sectors. Nine out of every 10 victims involved in begging were also male. Female victims of forced labour exploitation were much more likely to be in the accommodation and food services industry and in domestic work.

Within each of these broader economic activity areas, forced labour exploitation can take on a number of forms. They range from the servile practices still found in parts of the world's poorer countries, often the vestiges of slavery or longstanding practices of ethnic and social discrimination, to the abuses in the supply chains of major modern companies. Some of these issues by sector are reviewed Panel 3.

Panel 3

Forms of forced labour exploitation in the private economy

DOMESTIC WORK

The domestic work sector, which accounted for 24 per cent of identified forced labour exploitation cases, is now receiving more attention for its employment potential but also for the abuses occurring within it, including extreme violence. There has been a steady increase in the overall number of persons, mainly migrant women, seeking employment in this sector. Significantly, the ILO's most recent global estimate of migrant workers has a special focus on migrant domestic workers.²⁵ Worldwide, there are currently an estimated 67 million domestic workers, of whom some 11.5 million are migrant domestic workers and almost three-quarters are women. The Asia and the Pacific region hosts the largest share, with almost a quarter of the world's female migrant domestic workers, followed by Europe with 22.1 per cent and the Arab States with

19 per cent. Moreover, high-income countries account for 9.1 million domestic workers globally, amounting to about 80 per cent of the total.

With a few exceptions, domestic workers are excluded from the protections in national labour laws. Common grievances have included unpaid wages, the withholding of wages, lack of overtime pay, long hours and heavy workloads, inadequacy of rest days, absence of health care and maternity leave, poor living conditions, and issues related to contracts and their termination. There has however been some progress in recent years, notably since the ILO's Domestic Workers Convention, 2011 (No. 189) was adopted.

The coercion domestic workers often face, and which in many cases leads to forced labour situations, typically stems from recruitment and job placement mechanisms. As has been widely doc-

umented, the fragmented nature of recruitment can lead to "excessive fees, working conditions akin to forced labour, contract substitution, visa trading, and ineffective complaint and grievance procedures". Excessive recruitment fees are often transferred to workers in the form of direct payments, large loans requiring repayment at extremely high interest rates, or salary deduction schemes.²⁶

The situation can be exacerbated when migrant domestic workers are tied for a lengthy period of time to one employer by visa arrangements. In such situations, they may suffer restrictions on their freedom of movement, leaving them isolated and alone and with no effective remedy against abusive treatment.

CONSTRUCTION

In the construction industry, which is estimated to employ 7 per cent of the global work-

force and where 18 per cent of identified forced labour exploitation cases occurred, employment conditions are notoriously demanding and dangerous, with high levels of industrial accidents. However, there are indications that the use of bogus “self-employment” schemes have contributed to the growth of coercive practices.²⁷

MANUFACTURING

In the manufacturing sector, which made up 15 per cent of identified forced labour exploitation cases, coercion has been documented mainly in the lower-income countries. While attention has long focused on the abuses in small garment or footwear factories in the largely informal sector of the South Asian countries, growing awareness of global supply chain risks has led to coercion being detected in the production of a range of products that until recently had escaped public attention. Just one example is the manufacture of garments for medical use – a large global industry producing some 150 billion pairs of gloves per year and with a market value of more than US\$ 5 billion – for which most production is outsourced to factories in Asia that rely on migrant workers. The documented concerns at many of these factories include excessive working hours and production targets, payment of high recruitment fees, illegal retention of passports, and in some cases illegal imprisonment and beatings of workers.²⁸ At the higher end of the manufacturing scale,

abuses in the electrical and electronics industry have also received global attention, with some major electronics, telecommunications, and technology brands encountering criticism over labour exploitation, including forced labour, in their supply chains. Another high-profile issue involves pressure on high-tech companies to ensure that their products do not contain minerals – such as tantalum, tungsten, and cassiterite – that are produced in conflict zones where forced labour may have been imposed by rebel groups.

COMMERCIAL AGRICULTURE AND FISHING

Commercial agriculture is part of the broader agriculture and fishing sector, where 12 per cent of identified forced labour exploitation cases occurred. Much of the low-paid work in commercial agriculture is seasonal, meaning that the coercion may be of short duration. A common feature is the presence of labour providers, who can be employment as well as recruitment agents, generally responsible for the payment and working conditions of the workforce. Known by a multiplicity of names, illegitimate agents have been widely responsible for the typical range of abuses such as non-payment or late payment of wages, restriction on physical movement, violence, and threats. Moreover, cases of such abuse have been widely documented in the agricultural sector of the wealthier as well as poorer countries.

The seafood industry, which is part of the larger agriculture and fishing sector, has also drawn international attention, particularly after media reporting in 2014 named specific companies alleged to be tainted with slavery in their supply chains. The most severe cases, documented on some deep-sea fishing vessels in the Asian region, have involved physical brutality and even loss of life. Yet this industry poses unique challenges for preventing abuses. Difficult conditions are inherent to the fishing industry, which typically involves long hours of work and strenuous activity in a challenging marine environment. On top of this, the proliferation of modern factory ships and the globalisation of the fishing industry have greatly complicated efforts to protect workers on vessels, which may be at sea for long periods, in distant fishing grounds, and well beyond the reach of national labour inspection systems.

Migrant workers are at an especially high risk of coercion in this industry. They are increasingly manning vessels operating out of a wide range of both developed and developing countries, largely because nationals of these countries find the salaries too low for the rigorous work and the lengthy periods at sea. And in many cases the entire business operation is illegal (involving illegal brokerage and illegal fishing in addition to serious violations of labour law), and the vessel owners can use undocumented migrants both to cut costs and

to escape the attention of law enforcement authorities.

Recently, IOM's Global Assistance Fund for victims of trafficking and other migrants in vulnerable situations contributed to assisting 600 men from foreign fishing boats in Indonesian waters. Some had not been on dry land for years. One of the victims had been separated from his family, without any contact, for 22 years.

Apart from the abuses against fishers at sea, co-

ercive practices have also been documented in other industry activities including onshore seafood processing. The risks of abuse are highest when there is extensive use of contract labour, and notably when temporary workers are recruited from abroad under special visa arrangements.

Many migrant fishers enter the destination country through networks of recruitment agents, often incurring high brokerage fees, even when they are engaged

through legally recognised recruitment agencies, leading to personal debts that must be repaid through deductions from wages. And when the labour brokerage is informal and the workers have no contracts of employment, there is considerable risk of further abuse.

MOST VICTIMS SUFFERED MULTIPLE FORMS OF COERCION FROM RECRUITERS OR EMPLOYERS

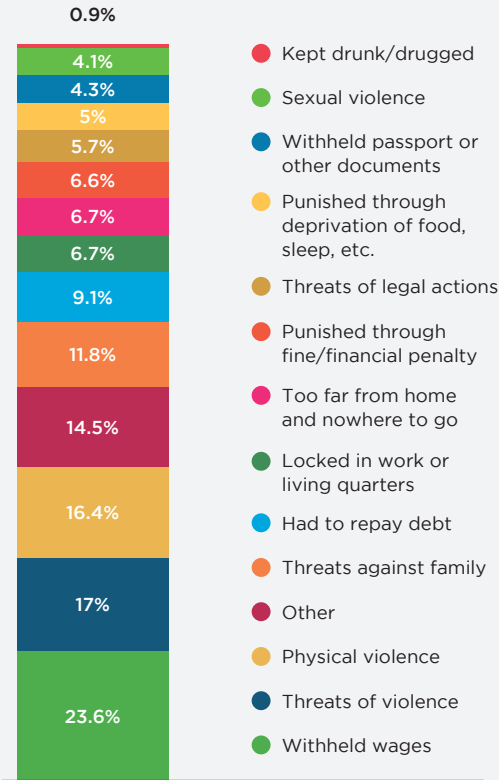
In cases of forced labour, it is important to understand the means of coercion at both the recruitment and employment stages. For example, were violence or threats of violence used? How important was the debt factor? Were workers physically prevented from leaving the workplace? And in the case of migrant workers, was the coercion or deception used at the initial place of recruitment, in the country of origin, and/or at the workplace? The ILO has developed indicators on these concerns,²⁹ enabling national statistical offices and research institutes to undertake national surveys on the forced labour of both adults and children.

The Global Estimates have shed significant light on these issues. Withholding of wages, or the threat that this would be done, was the most common means of coercion, experienced by almost a quarter of people (24 per cent) forced to work. This was followed by threats of violence (17 per cent), acts of physical violence (16 per cent), and threats against family (12 per cent). The estimates also confirm that different forms of coercion may be used depending on whether the victim is male or female, a finding that can help inform victim identification and responses. For example, the estimates suggest that male victims were more likely to be subjected to threats against family, withheld wages, confinement, denial of food and sleep, and threats of legal action. In contrast, female victims of forced labour suffered higher rates of sexual violence and were more likely to have their passports withheld.

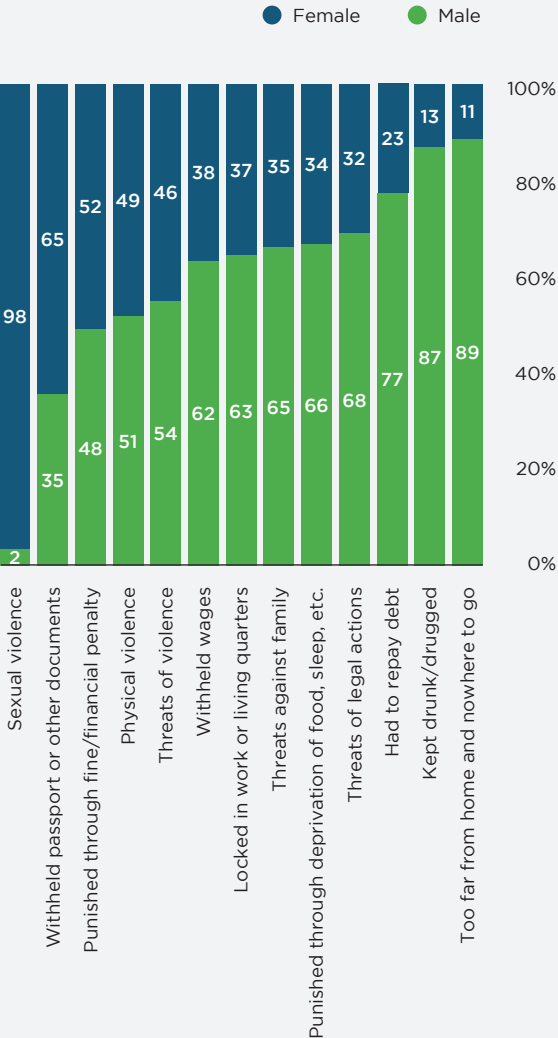
Figure 10

Means of coercion

(a) Percentage of victims of forced labour exploitation, by means of coercion



(b) Percentage distribution of means of coercion, by sex



DEBT BONDAGE, THROUGH THE MANIPULATION OF DEBT BY EMPLOYERS OR RECRUITING AGENTS, AFFECTED MORE THAN HALF OF ALL VICTIMS OF FORCED LABOUR EXPLOITATION

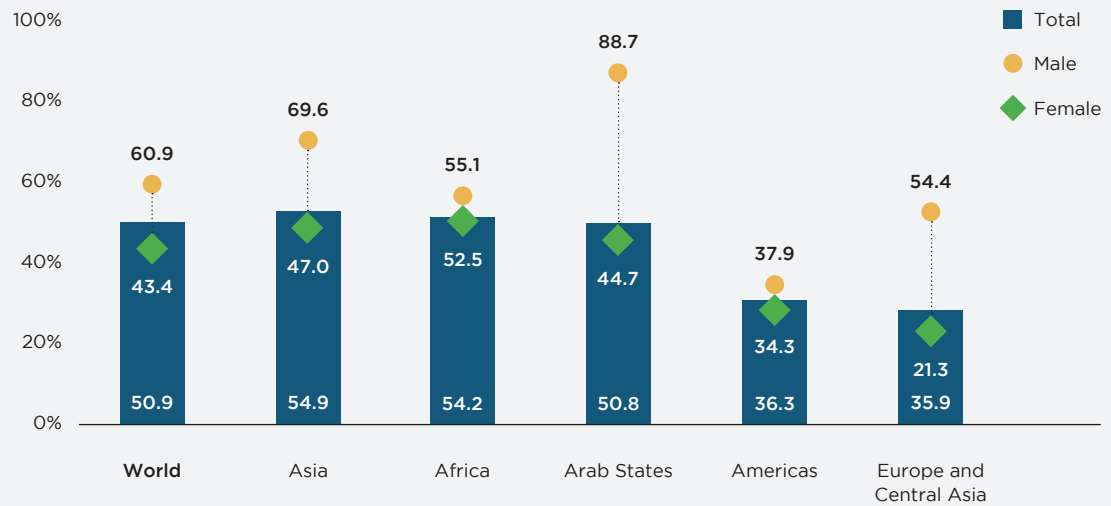
Debt bondage is defined for the purpose of the estimates as being forced to work to repay a debt and not being able to leave, or being forced to work and not being able to leave because of a debt. Just over half the men and women in

forced labour exploitation worldwide were held in debt bondage. The figure rises to more than 70 per cent of the total for adults forced to work in agriculture, domestic work, or manufacturing. It is likely that these estimates reflect a mix of cases of both traditional forms of bonded labour and newer forms of debt bondage where recruitment fees and agency charges become the debt that binds. Situations of debt bondage are discussed in more detail in Panel 4.

Figure 11

Debt bondage

Percentage of victims of forced labour exploitation who are held in debt bondage, by sex and region



A regional analysis found that debt bondage was most common in Asia, Africa, and the Arab States, where roughly one-half of all victims of forced labour exploitation were in situations involving debt bondage. In the two remaining regions, the Americas and Europe and Central Asia, a little more than one-third of victims of forced labour exploitation were in debt bondage. In the Arab States, female victims of forced labour exploitation were much more likely than male victims to be in situations involving

debt bondage. Eighty-nine per cent of all female victims of forced labour exploitation were held in debt bondage in the region, compared to 45 per cent of all male victims. The opposite pattern prevailed in the Asia and the Pacific and the Europe and Central Asia regions, where debt bondage affected a greater share of male victims of forced labour exploitation than female victims. Similar proportions of men and women were in debt bondage among those forced to work in Africa and the Americas.

Panel 4

Situations of debt bondage

In most cases of debt bondage, the initial debt grows at a rate that is unable to be met, and the individual (sometimes together with family members) is unable to leave the work as the debt mounts and cannot be paid with

the level of compensation the worker may be getting. A male survey respondent in Bangladesh described the unmanageable increase in the debt he owed: "I took loan to maintain the family. Later it became a high amount

including the interest and original amount. To give back the loan they made me work forcefully and I paid back the loan by working for them."

In these situations, the debt can last for years or even

generations. Often, such debts transfer from one family member to another, as illustrated by a male survey respondent residing in Tunisia who described being forced “...to sell the drugs to repay debts of my brother who was in an Italian prison at that time”. Others described the burden of such loans and the situations of vulnerability they experienced. For example, a 30 year-old male victim of forced labour in India described the situation he and his wife faced as having “...become a curse on both of us. We had threats against our family and we also got the threat that we would be evicted from our house and the village. There were also threats of violence”.

Debt bondage in the context of labour migration and trafficking is a trend that can be seen across a number of countries and sectors. A recent report to the UN Human Rights Council said “the vast majority of people trafficked to countries in North America, Europe and the Middle East and to other developed countries are migrant workers who are trafficked into

a variety of jobs including construction work, domestic work, agricultural work, factory work, and quite frequently for prostitution are often controlled through debt bondage and other mechanisms”.³⁰ This is due primarily to the often illicit and prohibitive recruitment fees taken by recruiters and/or employers to enable the migration.

Patterns of Asian bonded labour have evolved since the first laws and policies on the subject were adopted more than 40 years ago,³¹ when it was seen as a largely agrarian phenomenon. Most bonded labourers were sharecroppers who took loans from their landlords to cover their families’ subsistence needs or expenses related to ill health, dowry, marriages, funerals, or festivals. These traditional bonded labour systems were characterised by feudal relationships in agriculture and by unequal power relations based on caste. Often they were inter-generational, with children born into bondage, paying off debts accumulated by their forebears.

Such traditional forms of bonded labour still survive throughout South Asia, particularly in rural areas where land and tenancy reforms have not taken place, and where landowners still enjoy wide powers. Yet much of today’s bonded labour is associated more with internal migration, the involvement of labour contractors and recruiting intermediaries, and work in a range of sectors in the informal economy. Mining, brick-making, fish-processing, gem-cutting, and carpet-weaving are among the industries, many of them hazardous, where bonded labour has been detected. New patterns of bondage can also be seen in large and small scale commercial agriculture, where seasonal unemployment has led to conditions of bondage involving the debt-based attachment of casual and migrant workers, though of a much shorter duration than the old forms of bondage in agriculture.

1.2.2 Forced sexual exploitation of adults and commercial sexual exploitation of children

This sub-section refers to persons in forced labour and services imposed by private actors for sexual exploitation. This includes women and men who have involuntarily entered a form of commercial sexual exploitation, or who have entered the sex industry voluntarily but cannot leave. It also includes all forms of commercial sexual exploitation involving children.

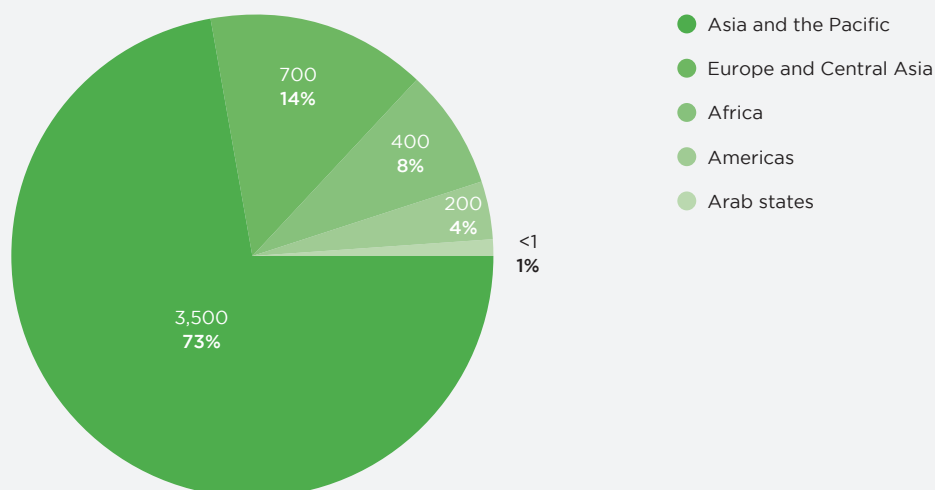
4.8 MILLION PEOPLE - ALMOST EXCLUSIVELY FEMALE - WERE VICTIMS OF FORCED SEXUAL EXPLOITATION IN 2016

Women and girls accounted for more than 99 per cent of all victims of forced sexual exploitation. More than 70 per cent of victims of forced sexual exploitation were in the Asia and the Pacific region, followed by Europe and Central Asia (14 per cent), Africa (8 per cent), the Americas (4 per cent), and the Arab States (1 per cent).³² Information from the IOM database suggested that the duration of exploitation was typically protracted; victims were exploited for an average of about two years (23.4 months) before being freed or managing to escape.

Figure 12

Regional distribution of forced sexual exploitation

Percentage distribution of victims of forced sexual exploitation, by region (in 000's)



CHILDREN COMPRISED MORE THAN A FIFTH OF ALL VICTIMS OF COMMERCIAL SEXUAL EXPLOITATION

More than 1 million of the victims of forced sexual exploitation – 21 per cent of all victims – were children under the age of 18 years. In accordance with the ILO's Worst Forms of Child Labour Convention, 1999 (No. 182), all children found in any type of commercial sexual activity exploitation are considered victims of commercial sexual exploitation. Child victims of sexual exploitation are particularly difficult to detect, either through efforts by law enforcement and child protection agents or through survey data collection. The true figure is likely far higher than the current estimates.

the State. This includes forced labour exacted by the military, compulsory participation in public works, and forced prison labour. The last category includes not only forced labour camps but also work imposed in semi-privatised or fully privatised prisons.

AN ESTIMATED 4 MILLION PEOPLE WERE IN STATE-IMPOSED FORCED LABOUR AT ANY GIVEN POINT IN TIME IN 2016

When the ILO's first instrument on forced labour was adopted in 1930, and even more so when the second instrument was adopted during the height of the Cold War in 1957, state-imposed forced labour was a major global issue and cause for concern. More recently, with the rise in the number of detected cases of forced labour imposed by private actors, much of the concern has shifted away from that imposed by States. Nevertheless, with some 4 million persons affected, state-imposed forced labour remains a major problem.

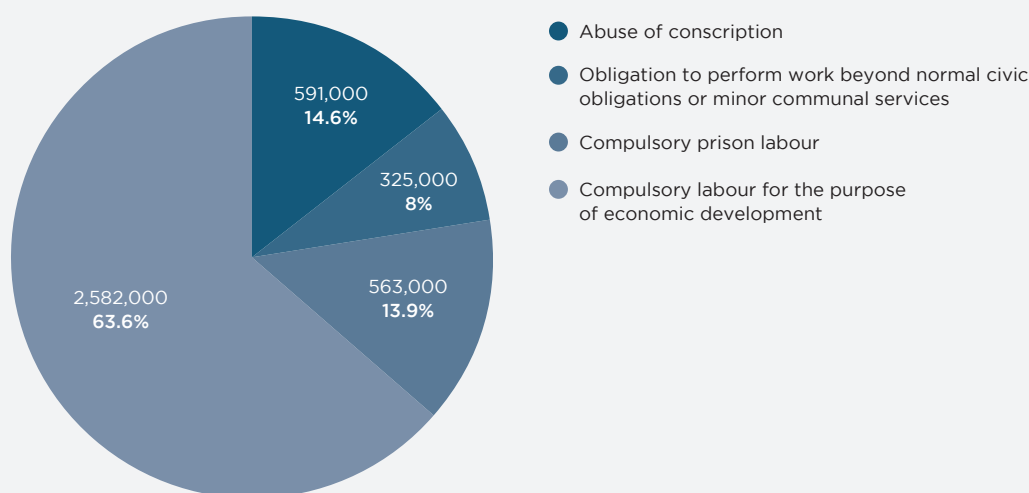
1.2.3 State-imposed forced labour

This sub-section refers to persons in forced labour exploitation imposed by

Figure 13

State-imposed forced labour

Number and percentage distribution of victims of state-imposed forced labour, by form of state-imposed forced labour



Of the total number of people in state-imposed forced labour, the majority (64 per cent) were forced by their government to work for the purpose of furthering economic development. However, while the overall number and percentage appears high, only a few States actually resort to this kind of forced development work. Fifteen per cent of those in state-imposed forced labour were subjected to abuse of conscription and 14 per cent were forced to carry out prison labour under conditions that violate the pertinent ILO standards. The remaining 8 per cent were either forced to perform work or services going beyond normal civil obligations, or to perform communal services exceeding the nature and scope of these activities as permitted by the ILO standards. The share of men in forced labour imposed by state authorities is higher than that of women, essentially because more men than women are affected by abuse of conscription and prison labour in all concerned countries.

CHILDREN REPRESENTED 7 PERCENT OF VICTIMS OF STATE-IMPOSED FORCED LABOUR

The main forms of forced labour in which state authorities were found to use children were in the abuse of the obligation to participate in minor communal services or civic obligations and, to a certain extent, in work for purposes of economic development. More than half the forced labourers in the former category were children, specifically North Korean children who are compelled as part of their schooling to engage in work that far exceeded the goals of vocational education and was also highly demanding in physical terms. Globally, few children were found in forced prison labour, or in abuse of conscription, although data gaps in these areas remain large.³⁴ The forced recruitment of children by armed groups and armed forces was excluded from the estimates due to a lack of reliable data.

FORCED LABOUR IMPOSED BY THE STATE VARIED CONSIDERABLY IN TERMS OF DURATION

Among cases of forced labour imposed by state authorities, not only the type of work varies widely, from picking cotton to constructing roads, but so does the length during which victims are exploited. A typical case of short duration, generally a few weeks, is found in States that requisition their citizens for the purpose of economic development work, such as the forced participation of students, unemployed, or any individual in public construction, industrial, or agricultural projects. This is also the case for the abuse of communal services where a large share of a population is forced to perform “community work” that is not for the benefit of their communities and has not been decided upon by members of those communities. In these cases, the forced labour usually involves a large group of citizens for a few days per month. On the other end of the spectrum, some countries force military conscripts to perform non-military tasks for a number of years. And forced labour in prison varies between a few weeks for cases of people in administrative detention to many years for long term sentences.

Forced prison labour

Forced prison labour deserves separate treatment. The ILO Conventions establish broad principles regarding the conditions in which prisoners can or cannot be required to work; and, in cases where they are required to work, the limitations on private sector involvement in prison labour.

Generally, prisoners who have been duly sentenced by a court of law can be required to work. They cannot be required to work before sentencing, or when they are in administrative detention. And even if prisoners have been sentenced by a court of law, they cannot be required to work if they have been imprisoned for a range of ideological, political, and other reasons specifically mentioned in the ILO's Abolition of Forced Labour Convention, 1957 (No. 105). Moreover, there need to be specific guarantees of protection for prisoners placed at the disposal of private individuals, companies, or associations, including those confined in private prisons. In the latter case, guidance has been provided by ILO supervisory bodies on factors to ensure that labour is provided voluntarily and not under the menace of any penalty.

Of the 563,000 persons estimated to be in forced prison labour, 202,000 are in ad-

ministrative detention centres. While the administrative imposition of imprisonment involving forced labour appears to have declined in recent years, a number of countries in East and South-East Asia have responded to the rise in substance abuse by establishing laws and policies that allow for compulsory detention without trial in a court of law, and the imposition of compulsory labour, as a means of treatment for persons suspected of being dependent on drugs. Reports on such "rehabilitation centres" in several countries have highlighted the lack of due process and legal assistance. Additionally, in some cases, migrants and refugees have also been forced to work when confined in detention centres pending administrative processing.

The use of forced prison labour for political and other impermissible reasons is particularly difficult to assess. There is, not surprisingly, no available data on penal sanctions imposed on political activists, journalists, or members of dissident groups in repressive regimes.³⁵

Nor are statistics generally available concerning the various ways in which private companies can be involved in or benefit from compulsory prison labour. It is now generally recognised that

the private use of prison labour (either through privatised prisons or through contracts between public prison agencies and private companies) is widespread in certain countries and can provide significant revenue for the private agencies concerned. There have been policy debates in a number of countries since the first steps were taken as of the 1980s to seek more private sector involvement in prison administration. Proponents of private sector involvement in prison industries argue that this can reduce incarceration costs and contribute to rehabilitation. Opponents argue that it can increase exploitation, and that the authority for punishment is a core government function that should not be delegated to the private sector. Furthermore, in most cases, labour and social security laws are not applied to prisoners, meaning that prison labour can constitute unfair competition with free labour.

On this subject, there has been substantial dialogue between the ILO supervisory bodies and those Member States that have ratified the first forced labour Convention. The supervisory bodies have pointed to the need for convincing indicators that the choice to work is voluntary.

1.3 Forced marriage

Table 4

Forced marriage

Number and prevalence of persons in forced marriage, by sex, age, and region

| | | Number (000s) | Prevalence (per 1,000 persons) |
|---------------------|-------------------------|---------------|--------------------------------|
| World | | 15 442 | 2.1 |
| Sex | Male | 2 442 | 0.6 |
| | Female | 13 000 | 3.5 |
| Age grouping | Adults | 9 762 | 1.9 |
| | Children | 5 679 | 2.5 |
| Region | Africa | 5 820 | 4.8 |
| | Americas | 670 | 0.7 |
| | Arab States | 170 | 1.1 |
| | Asia and the Pacific | 8 440 | 2.0 |
| | Europe and Central Asia | 340 | 1.1 |

AN ESTIMATED 15.4 MILLION PEOPLE WERE LIVING IN SITUATIONS OF FORCED MARRIAGE IN 2016

Forced marriage refers to situations where persons, regardless of their age, have been forced to marry without their consent.³⁷ Forced marriage is prohibited through the prohibitions on slavery and slavery-like practices, including servile marriage.³⁸

There are many reasons for forced marriage, some of which are closely linked to longstanding cultural practices. In some parts of the world, young girls and women are forced to marry in exchange for payment to their families, the cancellation of debt, or to settle family disputes. In countries with significant levels of conflict, they can be abducted by armed groups and forced to marry fighters, enduring all manner of sexual, physical, and emotional abuse. Forced marriages also occur in developed nations, with women and girls being forced to marry foreign men for cultural reasons, or in order to secure another person's

entry into the country. Once forced to marry, many victims are placed at greater risk of being subjected to other forms of exploitation, including sexual exploitation, domestic servitude, and other forms of forced labour. Children are especially vulnerable in these situations.

An estimated 15.4 million people were living in situations of forced marriage in 2016. In a total of 6.5 million of these cases, the forced marriage occurred during the five-year period from 2012 to 2016, while the remainder occurred prior to this period but continued into it.⁴⁰ In terms of prevalence, 2.1 out of every thousand persons worldwide were living in forced marriage in 2016. It is important to note that the measurement of forced marriage is at an early stage and both the scope and the methodologies are likely to be further refined. Accordingly, the current estimates should be considered to be conservative.

THE AFRICA REGION AND THE ASIA AND THE PACIFIC REGION HAD THE HIGHEST NUMBER AND PREVALENCE OF FORCED MARRIAGE

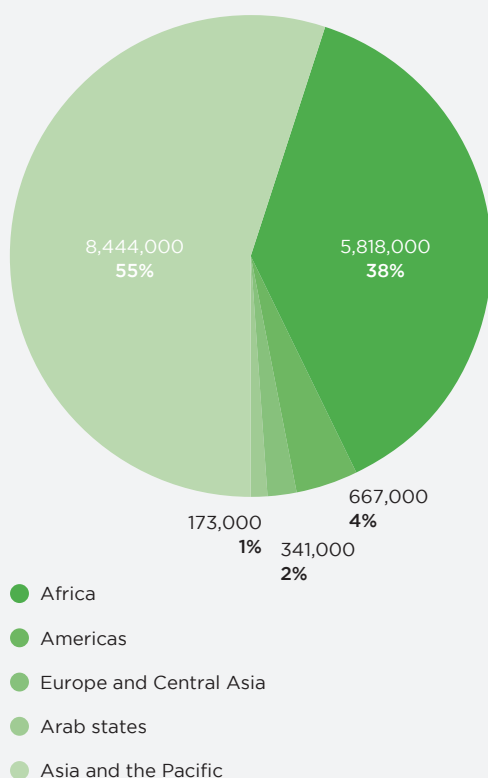
More than 90 per cent of all forced marriages took place in two regions: Africa and Asia and the Pacific. The prevalence was by far the highest in Africa at 4.8 victims for every 1,000 people, followed by the Asia and the Pacific re-

gion (2.0 per 1,000), and then by the Europe and Central Asia region and the Arab States region (1.1 per 1,000) and the Americas (0.7 per 1,000). These regional figures, however, were affected by differences across regions in data availability. There are numerous reports of forced marriage in Central Asia and the Arab region,⁴¹ for example, but few surveys on the issue have been conducted there.

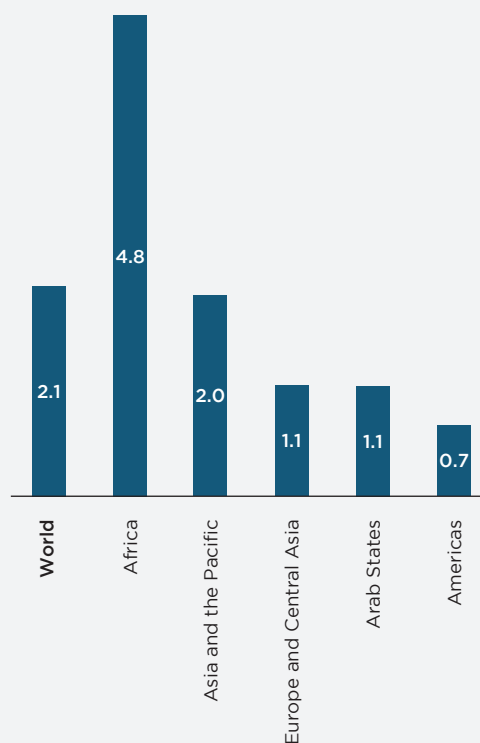
Figure 14

Forced marriage across regions

(a) Number and percentage distribution of victims of forced marriage



(b) Prevalence of forced marriage per 1,000 persons), by region



Note: These figures are based on national household surveys conducted in 48 countries, involved interviews with more than 71,000 respondents aged 15 years or older. See methodological annex for further details.

MOST VICTIMS OF FORCED MARRIAGE WERE WOMEN AND GIRLS

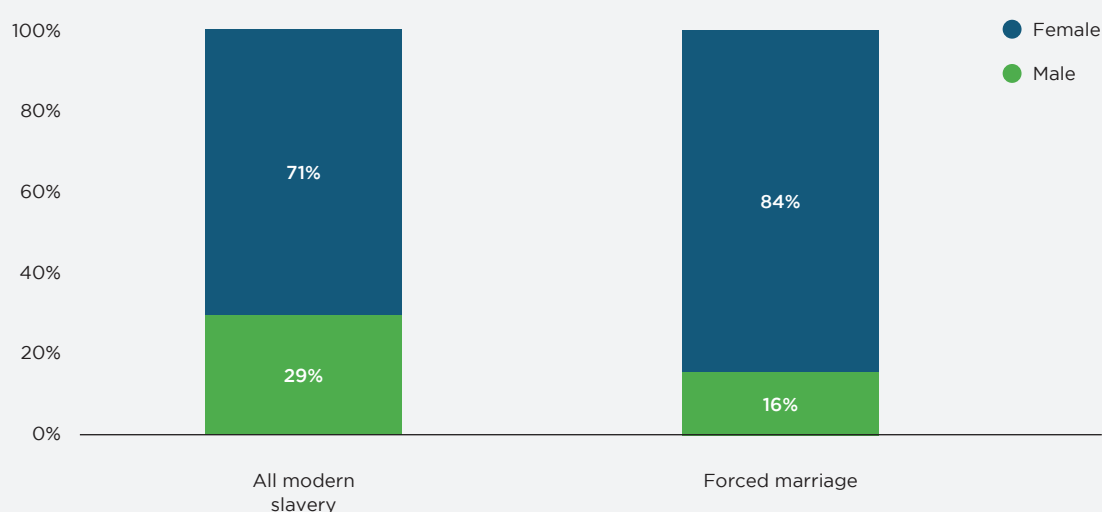
An estimated 13 million women and girls were living in a forced marriage in 2016, representing 84 per cent of all victims

of forced marriage. The share of females in forced marriage is substantially higher than the share of females in all forms of modern slavery (84 per cent versus 71 per cent).

Figure 15

Forced marriage by sex

Percentage distribution of victims of forced marriage, by sex



Panel 6

Forced marriage: additional considerations

The forced marriage of adults is a highly complex issue. There are societies where arranged marriages are common, and it may be difficult to assess the presence of compulsion. The coercion can be manifested in various forms, including exchange or trade-off marriages, servile marriages, and levirate⁴² marriages. In some societies, a forced marriage may occur when a

rapist is permitted to escape criminal sanctions by marrying the victim, usually with the consent of her family.

Forced marriages may occur in the context of migration, for example to secure the documentation extended family members needed to reside in a particular destination country. Forced marriages are also being used by armed groups during conflict. The prevalence of

forced marriage in conflict and post-conflict situations needs to be examined carefully. Families who are faced with physical and economic insecurity may see early forced marriage as a way of alleviating poverty and protecting girls from difficult living conditions. Similarly, they may fall prey to traffickers who claim to offer their children a safer place and job opportunities.⁴³

In its latest global report on trafficking in persons, the United Nations Office on Drugs and Crime (UNODC) has provided some data on trafficking for marriages, which was reported by many countries in different parts of the world during the 2012-2014 period.⁴⁴ Altogether, trafficking for forced or sham marriages accounts for about 1.4 per cent of the total detected victims of trafficking. Given the estimates of forced marriage in this report, this suggests forced marriage is massively under-detected. As noted in the UNODC re-

port, trafficking for marriage takes on different permutations, from organized irregular migration and benefit fraud schemes in Europe to traditional practices in Central Asia and the Middle East (involving marriage without consent and possibly abduction), as well as the trade of women for marriages in South-East Asia. Moreover, a new mode of trafficking has surfaced in the form of a large transnational organized crime group that recruited Central European women for sham marriages in Western Europe.

As these are the first-ever global estimates of forced marriage, it is important that methods and data collection continue to evolve and grow. Some statistical information on forced marriage is now being provided at the country level. For example, a small number of countries have established Forced Marriage Units, which provide important data on referrals and cases.

MORE THAN ONE-THIRD OF VICTIMS LIVING IN A FORCED MARRIAGE WERE CHILDREN AT THE TIME OF THE MARRIAGE; ALMOST ALL CHILD VICTIMS WERE GIRLS

An estimated 37 per cent of victims living in forced marriage were children at the time the marriage took place. Among child victims, 44 per cent were forced to marry before the age of 15 years. The youngest victims of forced marriage in the sample were nine years of age at the time they were forced to marry. Girls were much more likely to be forced to marry than boys; 96 per cent of all child victims were girls. Child marriage is generally considered to be forced marriage, given that one and/or both parties by definition has not expressed full, free, and informed consent.⁴⁵ However, it is important to be clear that for the

purposes of these estimates, the measurement of forced marriage is limited to what was captured by the surveys. That is, forced marriage in the estimates includes all marriages of both adults and children that were reported by the survey respondent to have been forced and without consent, regardless of the age of the respondent. Accordingly, the estimates do not include every instance of child marriage, as child marriage is not currently measured adequately at the scale or specificity required for a global estimate.



Part 2.

Ending modern slavery: road forward to 2030

The Global Estimates clearly demonstrate that forced labour and forced marriage have not yet been relegated to the past where they belong. Rather, these forms of modern slavery remain tragically common in today's world, affecting virtually all countries. The estimates indicate that more than 40 million people were caught up in the grip of modern slavery in 2016, a quarter of whom were children below the age of 18 years. Honouring our commitment to end modern slavery and human trafficking by the year 2030 will be an immense challenge.

Appropriate policy choices will be critical. A number of international legal instruments provide guidance in this regard, including the United Nations 1956 Convention on slavery and slavery-like practices, the United Nations Protocol to Prevent, Suppress and Punish Trafficking in Persons (2000) supplementing the UN Convention against Transnational Crime, and the ILO Forced Labour Conventions Nos 29 and 105, the Worst Forms of Child Labour Convention, 1999 (No. 182), the Protocol of 2014 to the Forced Labour Convention, 1930 and the Forced Labour (Supplementary Measures) Recommendation, 2014 (No. 203). These in-

struments send a clear message: forced labour, slavery, and human trafficking are serious crimes and need to be dealt with as such. But they also make clear that these abuses cannot be eliminated through criminal law enforcement alone. Rather, a broad-based approach is needed, with a strong emphasis on addressing root causes and prevention and on the protection of victims.

We do not have to start from square one. We have already accumulated a substantial set of programming experience related to forced labour and forced marriage, as well as to the crimes of human trafficking and slavery, thereby providing a foundation and important lessons for future efforts.

But progress must be faster and more comprehensive if we are to reach the 2030 target on schedule. There remains a huge gap between the total number of victims and those receiving protection or assistance. And important categories of vulnerable groups have received too little attention until now. For example, very few countries have instituted any form of response to forced marriage, and many have yet to extend victim protection re-

sponses to men and boys. Legal gaps in some countries allow forced labour to be imposed by the State, and these must be addressed. We also need to closely evaluate existing approaches and interventions, to identify which ones need to be adjusted or strengthened and which ones have been the most successful and have the greatest potential for replication.

The Global Estimates offer critical insight into the scale and manifestations of modern slavery. In what follows, we use the global estimates findings to discuss some of the key elements of a policy response to modern slavery in the lead-up to 2030. We also look at what additional information is needed to inform and guide this response, and the role of international cooperation and partnership in supporting it.

2.1 Building a policy response: prevention and protection

Ending modern slavery will require a multi-faceted response that addresses the array of forces – economic, social, cultural and legal – that contribute to vulnerability and enable abuses. There can be no one-size-fits-all solution; responses need to be adapted to the very diverse environments in which modern slavery still occurs. It is nonetheless possible to identify some overarching policy priorities in the lead-up to 2030 from the Global Estimates and from experience to date.

Stronger social protection systems, including social protection floors,⁴⁵ is necessary to offset the vulnerabilities that can push people into modern slavery. Extending labour and social rights in the informal economy – where modern slavery is most likely to occur – is needed to protect workers from exploitation.

Given that a large share of modern slavery can be traced to migration, improved migration governance is vitally important

to preventing forced labour and protecting victims. Additionally, the risk and typology of modern slavery is strongly influenced by gender, and this must also be taken into account in developing policy responses. Addressing the root causes of debt bondage, a widespread means of coercion, is another necessary element of forced labour prevention, while improved victim identification is critical to extending protection to the majority of modern slavery victims who are currently unidentified or unattended. Finally, we know that much of modern slavery today occurs in contexts of state fragility, conflict, and crisis, pointing to the need to address the risk of modern slavery as part of humanitarian actions in these situations. Policies and measures in all of these priority areas should be evidence-based and informed by research and statistics on the specific profile of modern slavery in the countries concerned.

Extending social protection systems, including floors. Vulnerabilities associated with poverty, sudden job loss, natural disasters, armed conflicts, economic crises, and other shocks can play a central role in pushing people into modern slavery. Social protection is therefore critical to mitigating these vulnerabilities. Yet, the ILO estimates that, despite some progress, more than 5 billion people do not have access to adequate social protection. This points to the continued need to build social protection systems, including floors to help prevent vulnerable people from being caught up in modern slavery.⁴⁶ Cash transfer schemes, public employment programmes, health protection, maternity protection, disability benefits, unemployment protection, and income security in old age are all relevant within a well-designed social security system in helping offset vulnerabilities that can lead to forced labour and forced marriage.

These schemes can also play an important role in facilitating the recovery of victims and preventing their re-victimization. In particular, microcredit and microinsurance schemes can play an important complementary role in making sure that vulnerable families are able to

avoid falling victim to debt bondage, as they help provide families with access to the financial market and enable them to hedge against some of the risks they face.

Ensuring fundamental rights for all. The Global Estimates indicate that much of forced labour today occurs in the private economy, most notably in agriculture, construction, manufacturing, domestic service, and the commercial sex industry. People working in these sectors and industries are often the most vulnerable and least protected, either because they are migrant workers, or because they are working in the informal economy, or because they work under contractual or geographical conditions which pose serious challenges for law enforcement, including labour inspection. All men, women, and children should be protected from violations of their fundamental rights, whether they work in the formal or informal economy. Criminal laws and their enforcement are a vital part of any national response to modern slavery. The expansion of rights to poorly protected sectors and groups – including migrants – is also critical to reducing the risk of forced labour. Ensuring rights to freedom of association and collective bargaining, to enable at-risk workers to join workers' organizations, is particularly important in this context.

Ensuring rights for those vulnerable to forced marriage is also essential. Evidence suggests, for example, that alongside the development and enforcement of criminal laws, the promotion of the right to education helps to prevent forced marriage. Working with communities to deliver human rights-based education contributes to raising awareness of the rights of women and girls and strengthens community resilience to forced marriage.

Ensuring fair and effective migration governance. The Global Estimates indicate that almost a quarter of victims of forced labour are exploited outside their country of residence, thus confirming the relevance of good migration governance to prevention and protection efforts. Although most migration is voluntary and

has a positive impact on individuals and societies, many migrants are vulnerable to forced labour and abuse. When avenues for regular and safe migration are closed, migrants resort to irregular and dangerous migration routes, often with the help of smugglers. Once they reach their destination, migrants – including those who have arrived regularly – may rely on informal labour recruiters and remain vulnerable to forced labour.

Shortcomings in the governance of migration help permit modern slavery to survive and even grow. Inadequate systems for the recruitment and placement of workers and poor regulation of international marriage brokers, for example, create space for the growth in unregulated intermediaries, some of whom are in turn responsible for abuse of migrants, such as the excessive rates of fee-charging that have helped drive vulnerable migrant workers into debt bondage situations. Restrictive visa regimes for migrant workers also create increased vulnerability to forced labour. The unique vulnerabilities faced by migrants should be addressed through broader reforms to migration governance that will maximise the benefits and minimise the risks and social costs of migration.⁴⁷ While the Global Estimates indicate that some three-quarters of forced labour victims are abused in their home countries, a substantial number of them are likely to have migrated internally, underscoring that the vulnerabilities faced by internal migrants should also not be neglected.

Addressing gender-related vulnerabilities. The Global Estimates indicate profound differences between women and men in terms of how they are affected by modern slavery. In particular, women and girls are disproportionately victims of forced labour in the private economy (including in domestic work and in commercial sexual exploitation) and forced marriage. Men are disproportionately subject to state-imposed forms of forced labour, reflecting the impact of abusive conscription and imprisonment on men, as well as to forced labour in the construction, manufacturing, and agriculture sectors. The Global Estimates also confirm that the means of coercion depend

to an important extent on whether the victim is male or female. Female victims of forced labour suffer much higher rates of sexual violence, while male victims are subjected to higher rates of other forms of physical violence, threats of violence, and use of threats against family. An effective policy response must clearly reflect these patterns of abuse and the role of gender more broadly as a determinant of modern slavery. While prevention and protection efforts need to reflect and prioritize the generally higher risk profile faced by females, they also need to make allowance for male victims, who have to date been overlooked in efforts against modern slavery in some countries.

Addressing debt bondage. The Global Estimates reveal a very high prevalence of debt bondage as a means of coercion; more than half the victims of forced labour were in some form of debt bondage. This finding makes clear that prevention and protection policies must also tackle the roots of debt bondage and bonded labour systems. Bonded labour practices can be deeply embedded in age-old patterns of discrimination and social attitudes, as well as in unequal access to financial services. In these contexts, measures such as microcredit and micro-finance initiatives, land tenure reforms, and broader social protection measures are of particular relevance. However, other forms of debt bondage, often related to shortcomings in migration governance, are also gaining in importance. These include cases of debt bondage arising from excessive fees charged by unregulated manpower, recruitment, and brokering agencies. These more recent forms of debt bondage need to be addressed as part of broader reforms aimed at ensuring fair and effective migration governance, as discussed above.

The estimates also provide other insights relating to coercion that are of relevance to prevention and protection policies. For example, while they show that withholding of wages is the most common means of coercing people into staying in forced labour, this conduct is not considered serious enough under most legal systems to attract the attention of the criminal justice authorities. Legal reforms

aimed at addressing this oversight would be an important step toward reducing this form of coercion.

Focusing on victim identification and protection. Ending modern slavery will require the effective identification of victims and measures for ensuring their safe removal from abusive situations and for promoting their recovery. There is an enormous gap between the estimated number of victims of modern slavery – more than 40 million – and the much smaller number of victims that have been identified and assisted in recent years. This points to the continuing need to prioritize and improve victim identification by understanding both the nature and manifestations of modern slavery. The Global Estimates indicate that domestic work, the sex industry, construction, manufacturing, and agriculture/fishing are sectors where the risk of modern slavery is especially high. This information provides an important initial indication of where victim identification and broader protection efforts should be focused. One of the most alarming findings of the modern slavery estimates is the extent to which it affects children. Children are victims of all forms of modern slavery and should be priority in all efforts to identify, safely remove, and rehabilitate victims.

Addressing the risk of modern slavery in situations of state fragility, conflict, and crisis. Globally, more than 1.5 billion people live in countries that are affected by conflict, violence, and fragility. These contexts – characterised by income shocks, a breakdown in formal and family social support networks, migration, and disruptions in basic services provision – create the conditions for further violations of fundamental rights, including an elevated risk of modern slavery. Modern slavery is often used as a tactic of modern warfare, where armed groups use sexual violence and forced marriage as a means to subjugate a population. We have also seen an increase in the number of unaccompanied children seeking to escape crisis situations and obtain asylum, a significant number of whom have fallen victim to abuse. This discussion underscores the urgent need to enhance responses to modern slavery

among crisis-affected populations. Prevention and protection measures should be systematically included during all phases of humanitarian action. This includes in countries of destination, where the identification and protection of those deemed most at risk of modern slavery should be considered part of the response to influxes of asylum seekers.

Strengthening policies, legislation, and enforcement. The establishment of a legal architecture consistent with international legal standards relating to modern slavery is another critical element of broader prevention and protection efforts. This includes legislation dealing with forced labour imposed by the State, which the Global Estimates show still affects millions of individuals around the world. It is also essential that relevant legislation, including labour laws, apply to all workers and sectors of the economy so that certain vulnerable groups are not left unprotected. The criminalisation of forced marriage and the extraterritorial application of these laws is critical to targeting forced marriage, which can affect citizens beyond national borders. But laws alone are insufficient if not accompanied by adequate enforcement. Despite the enactment of criminal laws on forced labour, slavery, and human trafficking in many countries, international statistics indicate the number of investigations, prosecutions, and convictions is very small relative to the scale of the overall problem. This means that crimi-

nal law enforcement needs to be intensified, particularly in response to cases of severe abuse. It is equally important to strengthen the administration of labour justice to apply both sanctions for the offenders and remedies for the victims of modern slavery. Systems of labour administration and inspection also need to be strengthened to enable effective victim identification in the sectors of the economy where modern slavery occurs. Further research and analysis at the national level, building on the results of the Global Estimates, is needed to help identify the at-risk sectors where inspections should be focused. Oversight positions such as an independent anti-slavery commissioner or a national rapporteur can play an important complementary role. They provide a single point of contact at the national level whose responsibility is to track modern slavery issues as they evolve, and to ensure that legal, policy, and operational gaps are quickly identified. Only a few countries, however, have such oversight mechanisms already in place.

2.2 Building the evidence base

Substantial progress has been made in terms of measuring modern slavery and building the evidence base on the issue. The Global Estimates capture a large part of the spectrum of abuses related to modern slavery and provide the best available data and information about the scale and distribution of forced labour and forced marriage today. But there remains a need for more and better data, improved capacity of national data collection, and refinement and improvement in the measurement of modern slavery. Not all situations listed in Target 8.7 are covered by the Global Estimates. The forced recruitment and use of children by armed groups and armed forces was excluded due to lack of reliable data. In addition, while many cases of trafficking in persons for forced labour were likely to have been captured, the estimates did not explicitly seek to measure all forms of human trafficking. This should be a priority for collaborative efforts by UN agencies and Member States.⁴⁸

Other key measurement priorities identified through the process of developing the Global Estimates include the improved measurement of specific sub-populations. There is a need to more effectively capture all forms of modern slavery affecting children, adult victims of forced sexual exploitation, and victims in conflict contexts. The ability to track changes in modern slavery over time will be critical for monitoring progress in the lead-up to 2030.

The most important priority is to strengthen and extend national research and data collection efforts on modern slavery. While global measurement and monitoring of modern slavery is vital, information on the national and local dimensions of modern slavery is needed to guide national policy responses. A number of States are now preparing and publishing annual reports on modern slavery, but only a small number of governments have started to use statistical methods

to estimate the scale and prevalence of modern slavery.

The need for standard survey tools for measuring forced labour was recognized by the 19th International Conference of Labour Statisticians (ICLS) in 2013. A resolution was adopted at this conference recommending “that the International Labour Office set up a working group with the aim of sharing best practices on forced labour surveys in order to encourage further such data gathering exercises in more countries.” The result of this international working group will be presented and discussed at the 20th International Conference of Labour Statisticians in October 2018. In parallel, discussions are ongoing to strengthen SDG indicators related to modern slavery.

Knowledge and data sharing arrangements are also vital. Hundreds of relevant and rich datasets, including administrative data, have not thus far been made publicly available, thus limiting their use. This includes IOM’s human trafficking case database that has been used to produce the global estimates in this report. Part of the reason for this is that datasets relating to modern slavery are often highly sensitive, raising a range of privacy and civil liberty concerns where the risk of identifying data subjects can be high and the consequences severe. Databases are diverse, dispersed, mostly disconnected from each other, and are not standardized or comparable. IOM, Polaris, and other partners are working to overcome these challenges and are launching a global open data platform for researchers, lawmakers, advocates, funders, and other stakeholders. The Counter Trafficking Data Collaborative (CTDC) publishes harmonized human trafficking datasets from various organizations without identifying victims and using a new international standard. This is the first open data portal of its kind, with primary data contributed by anti-trafficking organizations around the world.

Given the near non-existent public availability of human trafficking data to date, CTDC will have a wide impact that will

support the work of Alliance 8.7, a multi-stakeholder partnership committed to achieving Target 8.7 of the Sustainable Development Goals.⁴⁹ Alliance 8.7 also offers an important framework for strengthening knowledge management and sharing. Lessons learned from national projects and programmes are contained in large numbers of separate evaluations and studies, which, in the experience of many activists and practitioners, are scattered across the globe. There is considerable value in drawing these learnings together.⁵⁰ Alliance 8.7 partners, including UN agencies and Special Rapporteurs, workers' and employers' organizations, civil society organizations, and other stakeholders, have agreed upon the need for data and knowledge sharing platform and have begun work towards creating it. The platform will provide users with a centralized access point to information, statistics, and knowledge products. Knowledge areas that will be prioritized include: prevalence of forced labour, modern slavery, human trafficking and child labour; vulnerable groups, vulnerability, and risk factors; legislative, regulatory, and normative frameworks; national action plans; monitoring and evaluation of the impacts of public and private sector interventions; and funding patterns.

2.3 International cooperation and partnership

The complex, global, and multi-dimensional phenomenon of modern slavery cannot be resolved by national governments or other stakeholders acting on their own. It requires an integrated, coordinated strategy to address root causes, consequences, and impacts, with a focus on cross-border strategies and bilateral, regional, and international cooperation.

Alliance 8.7 has an important role to play in this regard, in cooperation with other SDG initiatives, in that it seeks to achieve

Target 8.7 through the alignment of global, regional and national efforts, focusing on accelerating actions, sharing knowledge, driving innovation, and leveraging resources.

The Global Estimates indicate that the vast majority of forced labour occurs in the private economy, underscoring the importance of partnership with the business community – alongside employers' and workers' organisations – in eradicating forced labour in business operations and supply chains. National and international civil society organizations can contribute strong local experience with preventive approaches and the protection of vulnerable groups.

Cooperation should also be strengthened between and among governments and with relevant international and regional organizations in areas such labour law enforcement, law enforcement, migration governance, and fair recruitment, to prevent trafficking, protect victims, and deal with forced labour across borders. Stronger national coordination efforts are needed to provide coherence between different authorities dealing with education policy, social protection, migration, labour markets, and crime prevention, among others.

In many countries, the cost of required action far exceeds available resources, meaning that governments will not be able to adequately address modern slavery on their own. This underscores the importance of international technical cooperation and support in mobilizing resources for national action programmes. UN agencies, other multilateral and bilateral organizations, international non-governmental organizations, civil society, private foundations, and a variety of other groups involved can play an important role in this regard. This should include bilateral, regional, and international agreements on the exchange on knowledge and experience.



Annex:

Note on methodology

The Global Estimates of Modern Slavery cover two principal issues, **forced labour** and **forced marriage**. The estimate of forced labour comprises **forced labour in the private economy** (forms of forced labour imposed by private individuals, groups, or companies, in all sectors except the commercial sex industry), **forced sexual exploitation of adults and all forms of commercial sexual exploitation involving children**, and **state-imposed forced labour**. These estimates have been derived from various sources, as no one source is considered sufficiently suitable or reliable. This section summarizes the methods used to calculate the estimate. A more comprehensive technical description of the methodology is also available.⁵¹

STOCK AND FLOW

All forms of modern slavery may be measured as both a **stock** and a **flow**. A **stock** measurement refers to the average number of persons in modern slavery at a given *point in time* during the 2012-2016 reference period. A **flow** measurement refers to the total number of persons who were victims of modern slavery during a specified *period of time* between 2012 and 2016. **The estimates calculate both the average stock and total flow of the different components of modern slavery.**

The duration of forced labour (meaning the amount of time in which people were trapped in forced labour) is the key factor in determining the average stock by

reference to the total flow. The stock estimate is calculated by multiplying the total flow by the average duration of a spell of modern slavery. The average duration of modern slavery was determined from **the database of the International Organization for Migration (IOM), containing records of assisted victims of trafficking who were registered during or after 2012.**

FORCED LABOUR IN THE PRIVATE ECONOMY AND FORCED MARRIAGE

The estimates of forced labour in the private economy and forced marriage are derived from 54 nationally representative household surveys in 48 countries during the 2014-2016 period, using a common set of questions on forced labour and forced marriage (see Table 1). Only cases of modern slavery that occurred between 2012 and 2016 are included in these estimates.

The target sample for the national surveys was the entire civilian, non-institutional population, aged 15 years and older. With the exception of areas that were scarcely populated or presented a threat to the safety of interviewers, samples were probability-based and nationally representative. Typically, 1,000 face-to-face interviews were conducted in each survey country, **except for Russia (n=2,000), Haiti (n=504), and countries where multiple surveys were implemented (n=2000 in each of Bangladesh, Cambodia, Indonesia, Myanmar, Nepal, Pakistan, and Thailand; and n=17,000 in India).**

A total of 71,758 respondents were interviewed across the 48 survey countries. The survey respondents were asked questions about their own experiences of forced labour and forced marriage, and those of their immediate family network. The family network included the respondent's living immediate family (spouse or partner and biological

parents, children, and siblings). The combined size of the family network of the 71,758 sample respondents included 575,310 persons altogether, corresponding to an average family network size of 8.02. The family network included children below 15 years of age as well as adults 15 years old and over.

Table 5

Outline of questionnaire on forced labour in the ILO-Walk Free Surveys conducted as part of Gallup World Poll surveys 2016

| Questions | Description |
|-----------|---|
| P1-P4 | Identification of immediate family network |
| P5-P7 | Inquiry on forced labour experience by anyone among immediate family (e.g. forced to work by an employer or recruiter; forced to work to repay a debt; offered one kind of work, but forced to do something else) |
| P8-P10 | Who in the immediate family, sex and age |
| P11 | When last happened |
| P11I | Total duration during last 5 years |
| P12 | Country in which last spell happened |
| P13 | Type of work forced to do (e.g. agriculture, fishing, mining and quarrying, manufacturing, commercial sexual exploitation, domestic labour) |
| P14 | Coercion (e.g. physical violence, threats of violence, withheld wages, withheld passport, locked in living quarters, had to repay a debt) |
| P15 | Inquiry on forced marriage experience by anyone among immediate family |
| P17-20 | Who in the immediate family, sex and age at time of forced marriage |
| WP1220 | Current age |
| P21 | Whether consented to the marriage |

As the estimate of forced labour exploitation of adults is based on household surveys, respondents were interviewed in their country of residence. Nevertheless, all situations of modern slavery were counted in the country where the exploitation took place, regardless of the worker's nationality or country of residence. For example, if a woman interviewed in Indonesia reported that she was forced into domestic work in Oman during the reference period, that case would be attributed to Oman.

The global estimates of forced marriage are based on those who reported having been forced to marry in the last five years, without their consent, and those who were forced to marry before that time period but remain in the mar-

riage. The data on forced marriage does not include child marriage because it was insufficiently precise to determine which child marriages constituted forced marriages. However, as persons aged 15 and over were surveyed, the estimate includes information on children (15-17 years) who indicated they were forced to marry without their consent in the last five years. The estimate of forced marriage is presented as both a total flow figure, representing all people forced to marry between 2012 and 2016, and a stock, representing all people living in a forced marriage in the reference period. Given the socio-cultural context of forced marriage, it was assumed that such marriages are likely to last for at least the five years of the reference period.

AGGREGATING NATIONAL SURVEY ESTIMATES TO GLOBAL ESTIMATES

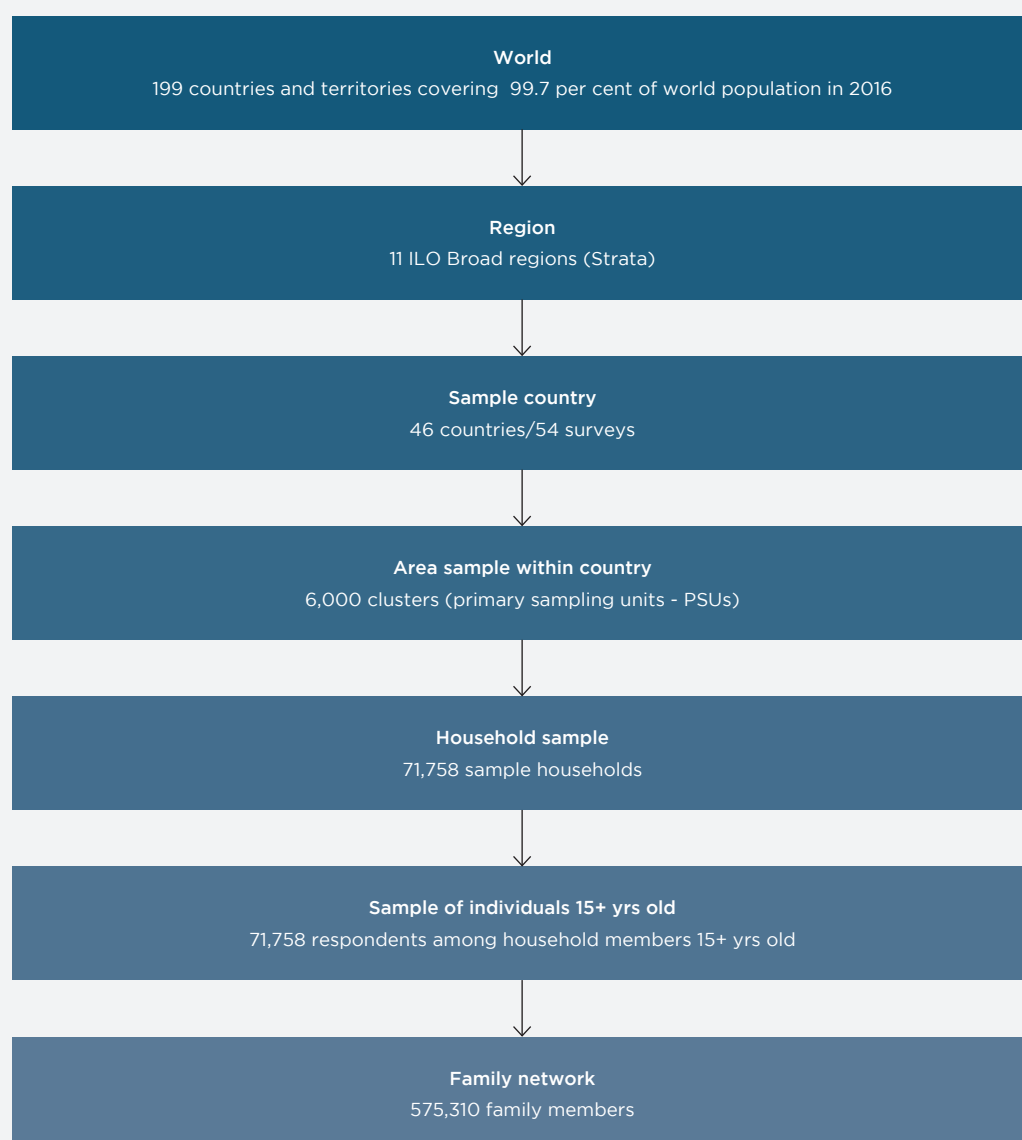
The survey results are then expanded to global totals with statistical adjustments (weights) to ensure that the sample correctly represents the global population.

The sampling weights take into consideration both the probability of a country in a particular region being selected as a survey country (country weights)⁵² and the probability that a person residing in a survey country will be interviewed (survey

weights). In calculating the survey weights, population statistics are used to weight the data by gender, age, and, where reliable data is available, education or socioeconomic status. The survey weights also account for the average size of a family (“network”) and the response error that occurs due to the tendency for people reporting on their own experiences to be more accurate than when talking about experiences of family members, by giving more importance to self-responses relative to proxy responses for family members.

Figure 16

Sample scheme for the global estimate of forced labour and forced marriage



AGGREGATING NATIONAL SURVEY ESTIMATES TO REGIONAL ESTIMATES

In order to estimate forced labour at a regional level, all countries in the world are grouped according to the ILO defined region. The weighted national prevalence estimates of forced labour in the country of exploitation for all countries in the region are then added up for each region and applied to the total population for that region.

FORCED SEXUAL EXPLOITATION

Estimation of forced sexual exploitation (and commercial sexual exploitation of children) required a different methodological approach, as too few cases were reported across the 48 countries surveyed. The estimates, covering both children and adults, were calculated using two datasets. The first is the national survey data on forced labour of adults. The second is the case data collected by IOM in the process of the Organization providing direct assistance to victims of human trafficking since 2000. The IOM dataset comprises cases of trafficking for both sexual and labour exploitation and includes information on the profile of the victims of human trafficking (e.g. age, gender, income) and on the trafficking situation (e.g. country of exploitation, industry of exploitation). The estimates were calculated in two steps. First, statistical models were used to estimate the ratio of the odds of “sex” to “labour” cases according to age and gender from the IOM database. As an estimate of labour exploitation cases was already known from the survey data, the proportion was then used to derive the estimate of cases of forced sexual exploitation.

Three alternative logistic regression models⁵³ were then tested, examining the odds of being a victim of forced sexual exploitation relative to being a victim of forced labour exploitation. The best fitting model was used to derive the estimates. Separate regression analyses were run for adult and child victims of forced sexual exploitation. These odds ratios were then applied to the corresponding global estimates of forced labour exploitation of adults derived

from the national surveys. For example, the estimate of the number of female adult victims of forced sexual exploitation in Latin America and the Caribbean (407,724) was obtained by multiplying the odds ratio (0.435586) with the estimate of the number of female adult victims of forced labour exploitation in Latin America and the Caribbean (936,035).

FORCED LABOUR EXPLOITATION OF CHILDREN

For forced labour exploitation of children, the global estimate was determined in much the same way as for victims of forced sexual exploitation, given that only 5.6 per cent of cases in the survey data involved respondents under 18 years of age. A number of logistic regression models, based on the IOM data set, were tested to determine the odds ratio that a victim of forced labour exploitation was a child rather than an adult. As with the estimate of forced sexual exploitation, to obtain an estimate of child victims of forced labour exploitation, the odds ratios were then multiplied by the global estimate of adult forced labour exploitation derived from the national survey estimates.

FORCED LABOUR IMPOSED BY THE STATE

For the purpose of this estimate, forced labour imposed by state authorities has been classified in six main categories:

1. Abuse of conscription, when conscripts are forced to work for tasks which are not of purely military character.
2. Obligation to perform work beyond normal civic obligations.
3. Abuse of the obligation to participate in minor communal services, when these services are not in the direct interest of the community and have not benefited from prior consultation of the members of the said community.
4. Prison labour
 - Compulsory prison labour of prisoners in remand or in administrative detention.

- Compulsory prison labour exacted for the benefit of private individuals, companies, or associations outside the exceptions allowed by the ILO supervisory bodies.
- Compulsory prison labour exacted from persons under certain circumstances, such as punishment for expressing political views, labour discipline, or peaceful participation in strikes.

5. Compulsory labour for the purpose of economic development.

6. Forced recruitment of children by governments.

The forced recruitment of children by armed groups and armed forces was excluded from the estimate due to a lack of reliable data. For the remaining forms of state-imposed forced labour, data was identified through a systematic review of secondary sources, following a thorough assessment of each identified case by reference to the relevant indicators. For each country where there was an indication of the violation of the ILO forced labour conventions by state authorities, an estimate of the extent of the violation was built on the basis of available reliable sources. The total number of people who have experienced some forced labour imposed by the authorities during the last five years (total flow) and the average number of victims in this situation at any moment of time between 2012 and 2016 (average stock) are presented.



End notes

1. A total of 63,251 victims were detected in 106 countries and territories between 2012 and 2014. Based on the 17,752 victims detected in 85 countries in 2014 for which sex and age were reported, a clear majority were females – adult women and girls – comprising some 70 per cent of the total number of detected victims. UNODC, *Global Report on Trafficking in Persons*, Vienna, 2016, 23.
2. Estimates of children in forced labour exploitation, and of all victims of forced sexual exploitation, made use of administrative data held by the IOM on all reported cases of human trafficking since 2012.
3. *Methodology of the global estimates of modern slavery: forced labour and forced marriage*. International Labour Organization (ILO) and Walk Free Foundation, Geneva, 2017
4. International Labour Organization, *Forced Labour Convention*, 1930 (No. 29).
5. ILO: *Hard to see, harder to count: survey guidelines to estimate forced labour of adults and children*, Geneva, 2012.
6. The Office of the High Commissioner for Human Rights has noted, “Women and girls in situations of child and forced marriage may experience conditions inside a marriage which meet ‘international legal definitions of slavery and slavery-like practices’ including servile marriage, sexual slavery, child servitude, child trafficking and forced labour” United Nations General Assembly, *Preventing and Eliminating Child, Early and Forced Marriage*, Report of the Office of the United Nations High Commissioner for Human Rights, A/HRC/26/22, 2 April 2014, http://www.ohchr.org/EN/HRBodies/HRC/RegularSessions/Session26/_layouts/15/WopiFrame.aspx?sourcedoc=/EN/HRBodies/HRC/RegularSessions/Session26/Documents/A-HRC-26-22_en.doc&action=default&DefaultItemOpen=1.
7. According to the Committee on the Elimination of Discrimination against Women and the Committee on the Rights of the Child, “A child marriage is considered to be a form of forced marriage, given that one and/or both parties have not expressed full, free and informed consent. As a matter of respecting the child’s evolving capacities and autonomy in making decisions that affect her or his life, a marriage of a mature, capable child below 18 years of age may be allowed in exceptional circumstances, provided that the child is at least 16 years of age and that such decisions are made by a judge based on legitimate exceptional grounds defined by law and on the evidence of maturity, without deference to culture and tradition.” Source: Joint general recommendation No. 31 of the Committee on the Elimination of Discrimination against Women/general comment No. 18 of the Committee on the Rights of the Child on harmful practices, 14 November 2014 (CEDAW/C/GC/31-CRC/C/GC/18).
8. This is the position taken by the Committee on the Elimination of Discrimination against Women and the Committee on the Rights of the Child, with some exceptions allowed in exceptional circumstances for children aged at least 16 years. See: Joint general recommendation No. 31 of the Committee on the Elimination of Discrimination against Women/general comment No. 18 of the Committee on the Rights of the Child on harmful practices, 14 November 2014 (CEDAW/C/GC/31-CRC/C/GC/18).
9. Supplementary Convention on the Abolition of Slavery, the Slave Trade, and Institutions and Practices Similar to Slavery, Adopted by a Conference of Plenipotentiaries convened by Economic and Social Council resolution 608(XXI) of 30 April 1956 and done at Geneva on 7 September 1956.
10. For a detailed discussion of this point, see *Methodology of the global estimates of modern slavery: forced labour and forced marriage*, International Labour Organization (ILO) and Walk Free Foundation, Geneva, 2017.
11. For example, only two national surveys were undertaken in the Arab States, and none in the Gulf Cooperation Council (GCC) countries, despite the incidence of forced labour reported by different sources in such sectors as domestic work and construction in the GCC countries. The regional estimate for Arab States is therefore built mainly from respondents who were interviewed in their country of residence and reported about their forced labour situation while working in that region. It is likely that this led to underestimating the extent of modern slavery in this region. Moreover, the estimates of forced sexual exploitation and forced labour of children were based on the IOM database of registered victims and the regional distribution of registered victims reflects where IOM has programming to provide direct assistance to victims of trafficking. This has historically led to an overrepresentation of Europe, in particular Eastern Europe, and underrepresentation of Latin America where IOM has fewer direct assistance activities for victims of trafficking. The figures on prevalence are inevitably more robust in regions where more survey work has been conducted, and databases are more developed, at the national level.
12. See Emma Psaila, Vanessa Leigh, Marilena Verbari, Sara Fiorentini et al., *Forced Marriage from a gender perspective*, (European Parliament, 2016), pp. 60–68, [accessed 13 Apr. 2016], [http://www.europarl.europa.eu/RegData/etudes/STUD/2016/556926/IPOL_STU\(2016\)556926_EN.pdf](http://www.europarl.europa.eu/RegData/etudes/STUD/2016/556926/IPOL_STU(2016)556926_EN.pdf).
13. This comprised all forced labour imposed by private agents other than for commercial sexual exploitation. It included, among other things, bonded labour, forced domestic work, and forced labour in agriculture and remote rural areas.
14. This included women and men who have involuntarily entered a form of commercial sexual exploitation,

or who have entered this form of forced labour voluntarily but cannot leave. It also included all children who are in commercial sex activities.

15. This included forced labour exacted by the military, compulsory participation in public works, and forced prison labour, which included not only forced labour camps but also work imposed in modern semi-privatized or fully privatized prisons.
16. Defined as “all work or service which is exacted from any person under the menace of any penalty and for which the said person has not offered himself voluntarily”. See International Labour Organization, Forced Labour Convention, 1930 (No. 29), http://www.ilo.org/dyn/normlex/en/f?p=NORMLEXPUB:12100:0::NO::P12100_ILO_CODE:C029.
17. Only international migration was measured through the household surveys. The location of forced marriage was also not captured.
18. In particular, the estimate relating to forced sexual exploitation is drawn from the IOM database, while the estimate relating to forced labour exploitation is based on national datasets and the estimate relating to state-imposed forced labour is based on the analysis of secondary sources collected by the ILO.
19. IOM: *IOM Global Compact Thematic Paper: Combating Trafficking in Persons and Contemporary Forms of Slavery* (2017), https://www.iom.int/sites/default/files/our_work/ODG/GCM/IOM-Thematic-Paper-Trafficking-in-persons.pdf.
20. ILO: *Addressing governance challenges in a changing labour migration landscape*, Report IV, International Labour Conference, 106th Session (2017).
21. UNODC, *Global Report on Trafficking in Persons* 2016.
22. IOM: *Flow Monitoring Surveys: The Human Trafficking and Other Exploitative Practices Prevalence Indication Survey*, June 2017, <http://migration.iom.int/europe/>.
23. UNICEF and IOM: *Harrowing Journeys: Children on the Move Across the Mediterranean Sea, at Risk of Trafficking and Exploitation* (2017), https://www.iom.int/sites/default/files/press_release/file/Harrowing_Journeys_Children_and_youth_on_the_move_across_the_Mediterranean.pdf
23. Information on the industry was available for 65 per cent of total cases of forced labour exploitation.
24. ILO: *Global Estimates on Migrant Workers: Results and Methodology: Special focus on migrant domestic workers*, ILO, Geneva, 2015.
25. Marie José Tayah, *Decent Work for Migrant Domestic Workers: Moving the Agenda Forward*. ILO, Geneva, 2016.
26. D. Shields, *World Disposable Gloves Market - Opportunities and Forecasts, 2013-2020*, Portland, USA. Allied Market Research, 2014, quoted in *In good hands, Tackling labour rights concerns in the manufacture of medical gloves*, British Medical Association, BMA Medical Fair and Ethical Trade Group, European Working Group on Ethical Public Procurement, 2016.
27. ILO: *Hard to see, harder to count: Survey guidelines to estimate the forced labour of adults and children*, ILO, 2012. The guidelines share the ILO experience gained from quantitative surveys of forced labour at the country level. The indicators are broadly grouped under the three dimensions of unfree recruitment, work and life under duress, and impossibility of leaving the employer.
29. *Report of the Special Rapporteur on contemporary manifestations of slavery, its causes and consequences*, United Nations Human Rights Council, thirty-third session, Agenda item 3, July 2016 (UN Doc. A/HRC/33/46).
30. South Asian laws generally define *bonded labour* systems as those where workers provide work or services to a landlord or employer in exchange for a monetary advance and incur restrictions on their freedom of movement or occupation until this debt has been worked off. The concept therefore overlaps with, but is not the same as, debt bondage, which is defined in the United Nations Supplementary Convention on Slavery, the Slave Trade and Institutions and Practices Similar to Slavery (1956) as “the status or condition arising from a pledge by a debtor of his personal services or those of a debtor under his control as security for a debt, if the value of those services as reasonably assessed is not applied towards the liquidation of the debt or the length and nature of those services are not respectively limited and defined”. The Supplementary Convention also refers to debt bondage as a “servile status” and requires member States to carry out national measures to abolish its practice.
31. These estimates, however, should be interpreted with caution, particularly as the regional distribution of victims in the IOM database used in the methodology reflects where IOM has programming to provide direct assistance to victims of trafficking.
33. As explained in the methodology annex, this figure is derived from examination of specific cases across countries, representing different types of forced labour imposed by the State.
34. With regard to abuse of conscription, the estimate does not cover recruitment of children for armed services.
35. More information is available through reports from the United Nations Working Group on Arbitrary Detention.
36. In 2006, the United Nations Secretary-General stated, “A forced marriage is one lacking the free and valid consent of at least one of the parties”. *In-depth study on all forms of violence against women. Report of the Secretary-General*, UN document A/61/122/Add.1.
37. The Office of the High Commissioner for Human Rights has noted, “Women and girls in situations of child and forced marriage may experience conditions inside a marriage which meet “international legal definitions of slavery and slavery-like practices” including servile marriage, sexual slavery, child servitude, child trafficking and forced labour” United Nations General Assembly, Preventing and Eliminating Child, Early and Forced Marriage, Report of the Office of the United Nations High Commissioner for Human Rights, A/HRC/26/22, 2 April 2014: http://www.ohchr.org/EN/HRBodies/HRC/RegularSessions/Session26/_layouts/15/WopiFrame.aspx?sourcedoc=/EN/HRBodies/HRC/RegularSessions/Session26/Documents/A-HRC-26-22_en.doc&action=default&DefaultItemOpen=1.

39. Forced marriage is estimated based on national household surveys conducted in 48 countries, involved interviews with over 71,000 respondents aged 15 years or older. See methodological annex for further details.
40. See Emma Psaila, Vanessa Leigh, Marilena Verbari, Sara Fiorentini et al., *Forced Marriage from a gender perspective*, (European Parliament, 2016), pp. 60–68, accessed 13/04/2016, [http://www.europarl.europa.eu/RegData/etudes/STUD/2016/556926/IPOL_STU\(2016\)556926_EN.pdf](http://www.europarl.europa.eu/RegData/etudes/STUD/2016/556926/IPOL_STU(2016)556926_EN.pdf).
41. These consist of coercing a widow to marry a relative of her deceased husband.
42. UNODC, Op. Cit., as above
43. UNODC, *Global Report on Trafficking in Persons* 2016.
44. According to the Committee on the Elimination of Discrimination against Women and the Committee on the Rights of the Child, “A child marriage is considered to be a form of forced marriage, given that one and/or both parties have not expressed full, free and informed consent. As a matter of respecting the child’s evolving capacities and autonomy in making decisions that affect her or his life, a marriage of a mature, capable child below 18 years of age may be allowed in exceptional circumstances, provided that the child is at least 16 years of age and that such decisions are made by a judge based on legitimate exceptional grounds defined by law and on the evidence of maturity, without deference to culture and tradition.” Source: Joint general recommendation No. 31 of the Committee on the Elimination of Discrimination against Women/general comment No. 18 of the Committee on the Rights of the Child on harmful practices, 14 November 2014 (CEDAW/C/GC/31-CRC/C/GC/18).
45. Social protection, or social security, is a human right and is defined as the set of policies and programmes designed to reduce and prevent poverty and vulnerability throughout the life cycle. Social protection includes nine policy areas: child and family benefits, maternity protection, unemployment support, employment injury benefits, sickness benefits, health protection, old-age benefits, disability benefits, and survivors’ benefits. Social protection systems address all these policy areas by a mix of contributory schemes (social insurance) and non-contributory tax-financed benefits, including social assistance. Social protection floors are nationally defined sets of basic social security guarantees that should ensure, as a minimum, that over the life cycle, all in need have access to essential health care and to basic income security, which together secure effective access to goods and services defined as necessary at the national level. See <http://www.ilo.org/secsoc/areas-of-work/policy-development-and-applied-research/social-protection-floor/lang--ja/index.htm>.
46. The ILO Social Protection Floors Recommendation, 2012 (No. 202) provides a key framework for ensuring social protection for all.
47. The Global Compact for Migration aims to provide for an overarching framework. See also: New York Declaration for Refugees and Migrants, 2016.
48. Trafficking for the purpose of forced labour is covered by the UN Protocol to Prevent, Suppress and Punish Trafficking in Persons (2000) and the ILO Protocol of 1944 to the Forced Labour Convention, 1930.
49. SDG Target 8.7 calls for “immediate and effective measures to eradicate forced labour, end modern slavery and human trafficking and secure the prohibition and elimination of the worst forms of child labour, including recruitment and use of child soldiers, and by 2025 end child labour in all its forms.”
50. See for example “The Promising Practices Database”, a systematic review of these evaluations helps to identify some of these lessons about what works, and just as importantly, what doesn’t work to eradicate modern slavery. See www.walkfreefoundation.org/resources for more information.
51. *Methodology of the global estimates of modern slavery: Forced labour and forced marriage*. International Labour Organisation and Walk Free Foundation, Geneva, 2017
52. Note that while the methodology assumes the set of surveys constitutes a random sample of countries, in reality the survey countries were selected for specific reasons. So the assumption is made but is not realized.
53. Regression models are used to assess the nature of a relationship between an outcome variable and one or more independent variables.



JOINING FORCES
GLOBALLY TO END
FORCED LABOUR,
MODERN SLAVERY,
HUMAN TRAFFICKING
AND CHILD LABOUR

www.Alliance87.org

 @Alliance8_7

#Achieve87